

CHARLES I. JONES



*Fifth Edition*

# Macroeconomics



# MACROECONOMICS

Fifth Edition

**Charles I. Jones**

Stanford University, Graduate School of Business



**W. W. NORTON & COMPANY**

*Independent Publishers Since 1923*



## *To Terry; for Audrey and Charlie*

W. W. Norton & Company has been independent since its founding in 1923, when William Warder Norton and Mary D. Herter Norton first published lectures delivered at the People's Institute, the adult education division of New York City's Cooper Union. The firm soon expanded its program beyond the Institute, publishing books by celebrated academics from America and abroad. By mid-century, the two major pillars of Norton's publishing program—trade books and college texts—were firmly established. In the 1950s, the Norton family transferred control of the company to its employees, and today—with a staff of five hundred and hundreds of trade, college, and professional titles published each year—W. W. Norton & Company stands as the largest and oldest publishing house owned wholly by its employees.

Copyright © 2021, 2018, 2014, 2011, 2010, 2008 by W. W. Norton & Company, Inc.

All rights reserved

Printed in Canada

Editor: Eric Svendsen

Editorial Assistant: Jeannine Hennawi, Ebby Bowles

Project Editor: Layne Broadwater

Production Manager: Ashley Horna

Managing Editor, College Digital Media: Kim Yi

Media Project Editor: Rachel Mayer

Media Editor: Miryam Chandler

Associate Media Editor: Victoria Reuter

Media Editorial Assistant: Christina Fuery

Marketing Manager, Economics: Janise Turso

Art Director: Rubina Yeh

Designer: Lissi Sigillo

Composition: Graphic World, Inc.

Manufacturing: Transcontinental Interglobe, Inc.

W. W. Norton & Company, Inc., 500 Fifth Avenue, New York, NY 10110

wwnorton.com

W. W. Norton & Company Ltd., 15 Carlisle Street, London W1D 3BS

1 2 3 4 5 6 7 8 9 0

# BRIEF CONTENTS

## **PART 1 PRELIMINARIES**

- 1 Introduction to Macroeconomics 4
- 2 Measuring the Macroeconomy 18

## **PART 2 THE LONG RUN**

- 3 An Overview of Long-Run Economic Growth 44
- 4 A Model of Production 70
- 5 The Solow Growth Model 102
- 6 Growth and Ideas 137
- 7 The Labor Market, Wages, and Unemployment 179
- 8 Inflation 211

## **PART 3 THE SHORT RUN**

- 9 An Introduction to the Short Run 242
- 10 The Great Recession: A First Look 263
- 11 The IS Curve 286
- 12 Monetary Policy and the Phillips Curve 317
- 13 Stabilization Policy and the AS/AD Framework 355
- 14 The Great Recession and the Short-Run Model 393
- 15 DSGE Models: The Frontier of Business Cycle Research 427

## **PART 4 APPLICATIONS AND MICROFOUNDATIONS**

- 16 Consumption 460
- 17 Investment 482
- 18 The Government and the Macroeconomy 508
- 19 International Trade 532
- 20 Exchange Rates and International Finance 559
- 21 Parting Thoughts 595



# CONTENTS

Preface	xiii
Acknowledgments	xix
About the Author	xxiii

## PART 1 PRELIMINARIES

### 1 Introduction to Macroeconomics 4

- 1.1 What Is Macroeconomics? 5
- 1.2 How Macroeconomics Studies Key Questions 9
- 1.3 An Overview of the Book 11
  - The Long Run 11
  - The Short Run 12
  - Issues for the Future 13

Summary	14
Key Concepts	14
Review Questions	15
Exercises	15
Worked Exercise	17

### 2 Measuring the Macroeconomy 18

- 2.1 Introduction 19
- 2.2 Measuring the State of the Economy 19
  - Production = Expenditure = Income 20
  - The Expenditure Approach to GDP 21
  - The Income Approach to GDP 24
  - The Production Approach to GDP 26
  - What Is Included in GDP and What's Not? 26

### 2.3 Measuring Changes over Time 29

A Simple Example: Where Real GDP Doesn't Change	30
A Second Example: Where Real GDP Changes	31
Quantity Indexes: Laspeyres, Paasche, and Chain Weighting	32
Price Indexes and Inflation	33
Using Chain-Weighted Data	33

### 2.4 Comparing Economic Performance across Countries 36

Summary	38
Key Concepts	38
Review Questions	39
Exercises	39
Worked Exercise	41

## PART 2 THE LONG RUN

### 3 An Overview of Long-Run Economic Growth 44

- 3.1 Introduction 45
- 3.2 Growth over the Very Long Run 45
- 3.3 Modern Economic Growth 47
  - The Definition of Economic Growth 47
  - A Population Growth Example 49
  - The Rule of 70 and the Ratio Scale 50
  - U.S. GDP on a Ratio Scale 52
  - Calculating Growth Rates 53
- 3.4 Modern Growth around the World 54
  - A Broad Sample of Countries 55
- 3.5 Some Useful Properties of Growth Rates 58

**3.6 The Costs of Economic Growth** 61**3.7 A Long-Run Roadmap** 61**3.8 Additional Resources** 62

Summary 63

Growth Rules 64

Key Concepts 64

Review Questions 64

Exercises 64

Worked Exercises 68

**4 A Model of Production** 70**4.1 Introduction** 71**4.2 A Model of Production** 72

Setting Up the Model 72

Allocating Resources 73

Solving the Model: General Equilibrium 76

Interpreting the Solution 78

**4.3 Analyzing the Production Model** 81

Comparing Models with Data 81

The Empirical Fit of the Production Model 82

Productivity Differences: Improving the  
Fit of the Model 86**4.4 Understanding TFP Differences** 90

Human Capital 90

Technology 91

Institutions 91

Misallocation 93

**4.5 Evaluating the Production Model** 95

Summary 96

Key Concepts 97

Review Questions 97

Exercises 98

Worked Exercises 100

**5 The Solow Growth Model** 102**5.1 Introduction** 103**5.2 Setting Up the Model** 104

Production 104

Capital Accumulation 104

Labor 106

Investment 106

The Model Summarized 107

**5.3 Prices and the Real Interest Rate** 108**5.4 Solving the Solow Model** 109

Using the Solow Diagram 110

Output and Consumption in the  
Solow Diagram 111

Solving Mathematically for the Steady State 112

**5.5 Looking at Data through the Lens  
of the Solow Model** 113

The Capital-Output Ratio 113

Differences in  $Y/L$  114**5.6 Understanding the Steady State** 115**5.7 Economic Growth in the Solow Model** 116

Meanwhile, Back on the Family Farm 117

**5.8 Some Economic Experiments** 118

An Increase in the Investment Rate 118

A Rise in the Depreciation Rate 120

Experiments on Your Own 121

**5.9 The Principle of Transition Dynamics** 123

Understanding Differences in Growth Rates 124

**5.10 Strengths and Weaknesses of the  
Solow Model** 127

Summary 128

Key Concepts 129

Review Questions 129

Exercises 129

Worked Exercises 133

**6 Growth and Ideas** 137**6.1 Introduction** 138**6.2 The Economics of Ideas** 139

Ideas 139

Nonrivalry 140

Increasing Returns 141

Problems with Pure Competition 143

**6.3 The Romer Model** 146

Solving the Romer Model 148

Why Is There Growth in the Romer Model? 150

Balanced Growth 151

Experiments in the Romer Model 152

Growth Effects versus Level Effects 154

Globalization and Ideas 155

Recapping Romer 155

**6.4 Combining Solow and Romer:  
Overview** 158

- 6.5 Growth Accounting 158
- 6.6 Concluding Our Study of Long-Run Growth 163
- 6.7 A Postscript on Solow and Romer 164
- 6.8 Additional Resources 165
  - Summary 166
  - Key Concepts 167
  - Review Questions 167
  - Exercises 167
  - Worked Exercises 170
- 6.9 APPENDIX: Combining Solow and Romer (Algebraically) 172
  - Setting Up the Combined Model 172
  - Solving the Combined Model 172
  - Long-Run Growth 173
  - Output per Person 174
  - Transition Dynamics 175
  - More Exercises 177

## 7 The Labor Market, Wages, and Unemployment 179

- 7.1 Introduction 180
- 7.2 The U.S. Labor Market 180
  - The Dynamics of the Labor Market 183
- 7.3 Supply and Demand 184
  - A Change in Labor Supply 185
  - A Change in Labor Demand 186
  - Wage Rigidity 187
  - Different Kinds of Unemployment 189
- 7.4 The Bathtub Model of Unemployment 189
- 7.5 Labor Markets around the World 191
  - Hours of Work 194
- 7.6 How Much Is Your Human Capital Worth? 195
  - Present Discounted Value 195
  - Your Human Capital 196
- 7.7 The Rising Return to Education 197
- 7.8 Economic Growth and Income Inequality 203
  - Summary 204
  - Key Concepts 205
  - Review Questions 205
  - Exercises 205
  - Worked Exercises 207

## 8 Inflation 211

- 8.1 Introduction 212
- 8.2 The Quantity Theory of Money 216
  - Measures of the Money Supply 216
  - The Quantity Equation 218
  - The Classical Dichotomy, Constant Velocity, and the Central Bank 218
  - The Quantity Theory for the Price Level 219
  - The Quantity Theory for Inflation 220
  - Revisiting the Classical Dichotomy 222
- 8.3 Real and Nominal Interest Rates 223
- 8.4 Costs of Inflation 225
- 8.5 The Fiscal Causes of High Inflation 228
  - The Inflation Tax 228
  - Central Bank Independence 229
- 8.6 The Great Inflation of the 1970s 232
  - Summary 232
  - Key Concepts 233
  - Review Questions 233
  - Exercises 234
  - Worked Exercises 237

## PART 3 THE SHORT RUN

### 9 An Introduction to the Short Run 242

- 9.1 Introduction 243
- 9.2 The Long Run, the Short Run, and Shocks 244
  - Trends and Fluctuations 244
  - Short-Run Output in the United States 246
  - Measuring Potential Output 249
  - The Inflation Rate 251
- 9.3 The Short-Run Model 251
  - A Graph of the Short-Run Model 252
  - How the Short-Run Model Works 253
  - The Empirical Fit of the Phillips Curve 254
  - Summary 255
- 9.4 Okun's Law: Output and Unemployment 255



**9.5 Filling in the Details** 258

Summary 258  
 Key Concepts 259  
 Review Questions 259  
 Exercises 260  
 Worked Exercise 262

**10 The Great Recession:  
A First Look** 263

- 10.1 Introduction** 264
- 10.2 Recent Shocks to the Macroeconomy** 265  
 Housing Prices 265  
 The Global Saving Glut 266  
 Subprime Lending and the Rise in Interest Rates 267  
 The Financial Turmoil of 2007–2009 268  
 Oil Prices 271
- 10.3 Macroeconomic Outcomes** 272  
 A Comparison to Previous Recessions 272  
 Inflation 275  
 The Rest of the World 277
- 10.4 Some Fundamentals of Financial Economics** 278  
 Balance Sheets 279  
 Leverage 280  
 Bank Runs and Liquidity Crises 281  
 Financial Wrap-Up 282
- 10.5 Going Forward** 282  
 Summary 283  
 Key Concepts 283  
 Review Questions 284  
 Exercises 284

**11 The IS Curve** 286

- 11.1 Introduction** 287
- 11.2 Setting Up the Economy** 288  
 Consumption and Friends 289  
 The Investment Equation 289
- 11.3 Deriving the IS Curve** 291

- 11.4 Using the IS Curve** 293  
 The Basic IS Curve 293  
 The Effect of a Change in the Interest Rate 294  
 An Aggregate Demand Shock 295  
 A Shock to Potential Output 297  
 Other Experiments 298

- 11.5 Microfoundations of the IS Curve** 298  
 Consumption 298  
 Multiplier Effects 301  
 Investment 302  
 Government Purchases 303  
 Net Exports 309

- 11.6 Conclusion** 309  
 Summary 310  
 Key Concepts 310  
 Review Questions 311  
 Exercises 311  
 Worked Exercises 314

**12 Monetary Policy and the  
Phillips Curve** 317

- 12.1 Introduction** 318
- 12.2 The MP Curve: Monetary Policy and Interest Rates** 319  
 From Nominal to Real Interest Rates 321  
 The IS-MP Diagram 322  
 Example: The End of a Housing Bubble 323
- 12.3 The Phillips Curve** 326  
 Price Shocks and the Phillips Curve 329  
 Cost-Push and Demand-Pull Inflation 331
- 12.4 Using the Short-Run Model** 332  
 The Volcker Disinflation 333  
 The Great Inflation of the 1970s 335  
 The Short-Run Model in a Nutshell 337
- 12.5 Microfoundations: Understanding Sticky Inflation** 338  
 The Classical Dichotomy in the Short Run 338
- 12.6 Microfoundations: How Central Banks Control Nominal Interest Rates** 341  
 Changing the Interest Rate 343  
 Why  $i_t$  instead of  $M_t$ ? 343
- 12.7 Inside the Federal Reserve** 346  
 Conventional Monetary Policy 346  
 Open-Market Operations: How the Fed Controls the Money Supply 347

**12.8 Conclusion** 348

- Summary 348
- Key Concepts 349
- Review Questions 349
- Exercises 350
- Worked Exercises 352

**13 Stabilization Policy and the AS/AD Framework** 355

- 13.1 Introduction** 356
- 13.2 Monetary Policy Rules and Aggregate Demand** 357
  - The AD Curve 358
  - Moving along the AD Curve 359
  - Shifts of the AD Curve 360
- 13.3 The Aggregate Supply Curve** 360
- 13.4 The AS/AD Framework** 361
  - The Steady State 362
  - The AS/AD Graph 362
- 13.5 Macroeconomic Events in the AS/AD Framework** 363
  - Event #1: An Inflation Shock 363
  - Event #2: Disinflation 367
  - Event #3: A Positive AD Shock 369
  - Further Thoughts on Aggregate Demand Shocks 372
- 13.6 Empirical Evidence** 373
  - Predicting the Fed Funds Rate 373
  - Inflation-Output Loops 374
- 13.7 Modern Monetary Policy** 377
  - More Sophisticated Monetary Policy Rules 379
  - Rules versus Discretion 379
  - The Paradox of Policy and Rational Expectations 380
  - Managing Expectations in the AS/AD Model 381
  - Inflation Targeting 383
- 13.8 Conclusion** 384
  - Summary 385
  - Key Concepts 386
  - Review Questions 386
  - Exercises 387
  - Worked Exercises 390

**14 The Great Recession and the Short-Run Model** 393

- 14.1 Introduction** 394
- 14.2 Financial Considerations in the Short-Run Model** 395
  - Financial Frictions 395
  - Financial Frictions in the IS/MP Framework 396
  - Financial Frictions in the AS/AD Framework 398
  - The Dangers of Deflation 400
- 14.3 Policy Responses to the Financial Crisis** 403
  - The Taylor Rule and Monetary Policy 403
  - How Large Is the Output Gap? 405
  - The Money Supply 406
  - The Fed's Balance Sheet 408
  - The Troubled Asset Relief Program 412
  - Fiscal Stimulus 412
  - The European Debt Crisis 414
  - Financial Reform 415
- 14.4 The Aftermath of the Great Recession** 417
  - Secular Stagnation 417
  - A Productivity Slowdown? 418
- 14.5 Conclusion** 420
  - Summary 421
  - Key Concepts 421
  - Review Questions 422
  - Exercises 422
  - Worked Exercise 424

**15 DSGE Models: The Frontier of Business Cycle Research** 427

- 15.1 Introduction** 428
- 15.2 A Brief History of DSGE Models** 429
  - From Real Business Cycles to DSGE 430
  - Endogenous Variables 431
  - Shocks 431
  - Features 431
  - Mathematics and DSGE Models 432

**15.3 A Stylized Approach to DSGE** 433  
 Labor Demand 433  
 Labor Supply 434  
 Equilibrium in the Labor Market 435

**15.4 Using the Stylized DSGE Model** 436  
 A Negative TFP Shock 436  
 A Rise in Taxes Paid by Firms 437  
 A Rise in Government Purchases 438  
 Introducing Monetary Policy and  
 Unemployment: Sticky Wages 440  
 Monetary Policy and Sticky Prices 442  
 Lessons from the Labor Market in  
 DSGE Models 443

**15.5 Quantitative DSGE Models** 443  
 Impulse Response Functions 444  
 A Total Factor Productivity Shock 446  
 A Shock to Government Purchases 448  
 A Financial Friction Shock 449

**15.6 Conclusion** 450  
 Summary 451  
 Key Concepts 452  
 Review Questions 452  
 Exercises 452  
 Worked Exercise 454

**15.7 APPENDIX: Deriving the Labor Supply Curve** 456

Borrowing Constraints 469  
 Consumption as a Random Walk 470  
 Precautionary Saving 471

**16.4 Empirical Evidence on Consumption** 472  
 Evidence from Individual Households 472  
 Aggregate Evidence 474  
 Summary 477  
 Key Concepts 478  
 Review Questions 478  
 Exercises 478  
 Worked Exercise 481

## PART 4 APPLICATIONS AND MICROFOUNDATIONS

### 16 Consumption 460

**16.1 Introduction** 461

**16.2 The Neoclassical Consumption Model** 461  
 The Intertemporal Budget Constraint 461  
 Utility 462  
 Choosing Consumption to Maximize  
 Utility 463  
 Solving the Euler Equation: Log Utility 465  
 Solving for  $c_{\text{today}}$  and  $c_{\text{future}}$ : Log Utility  
 and  $\beta = 1$  466  
 The Effect of a Rise in  $R$  on Consumption 467

**16.3 Lessons from the Neoclassical Model** 467  
 The Permanent-Income Hypothesis 467  
 Ricardian Equivalence 469

### 17 Investment 482

**17.1 Introduction** 483

**17.2 How Do Firms Make Investment Decisions?** 484  
 Reasoning with an Arbitrage Equation 484  
 The User Cost of Capital 485  
 Example: Investment and the  
 Corporate Income Tax 486  
 From Desired Capital to Investment 490

**17.3 The Stock Market and Financial Investment** 492  
 The Arbitrage Equation and the  
 Price of a Stock 492  
 P/E Ratios and Bubbles? 494  
 Efficient Markets 495

**17.4 Components of Private Investment** 498  
 Residential Investment 499  
 Inventory Investment 500

Summary 502  
 Key Concepts 503  
 Review Questions 503  
 Exercises 503  
 Worked Exercises 506

### 18 The Government and the Macroeconomy 508

**18.1 Introduction** 509

**18.2 U.S. Government Spending and Revenue** 509  
 Spending and Revenue over Time 510  
 The Debt-GDP Ratio 511

**18.3 International Evidence on Spending and Debt** 513

**18.4 The Government Budget Constraint** 514  
The Intertemporal Budget Constraint 515

**18.5 How Much Can the Government Borrow?** 517  
Economic Growth and the Debt-GDP Ratio 517  
High Inflation and Default 518  
Generational Accounting 519  
Deficits and Investment 519

**18.6 The Fiscal Problem of the Twenty-First Century** 521  
The Problem 522  
Possible Solutions 525

**18.7 Conclusion** 527  
Summary 528  
Key Concepts 528  
Review Questions 528  
Exercises 529  
Worked Exercise 530

**19 International Trade** 532

**19.1 Introduction** 533

**19.2 Some Basic Facts about Trade** 534

**19.3 A Basic Reason for Trade** 536

**19.4 Trade across Time** 537

**19.5 Trade with Production** 539  
Autarky 540  
Free Trade 542  
Lessons from the Apple: Computer Example 543

**19.6 Trade in Inputs** 544  
Moving Capital versus Moving Labor 545

**19.7 The Costs of Trade** 546

**19.8 The Trade Deficit and Foreign Debt** 549  
Trade and Growth around the World 549  
The Twin Deficits 550  
Net Foreign Assets and Foreign Debt 552

**19.9 Conclusion** 553  
Summary 554  
Key Concepts 555  
Review Questions 555

Exercises 555  
Worked Exercise 557

**20 Exchange Rates and International Finance** 559

**20.1 Introduction** 560

**20.2 Exchange Rates in the Long Run** 560  
The Nominal Exchange Rate 560  
The Law of One Price 561  
The Real Exchange Rate 564  
Summary 565

**20.3 Exchange Rates in the Short Run** 567  
The Nominal Exchange Rate 567  
The Real Exchange Rate 568

**20.4 Fixed Exchange Rates** 569

**20.5 The Open Economy in the Short-Run Model** 570  
The New IS Curve 571  
Event #1: Tightening Domestic Monetary Policy and the IS Curve 572  
Event #2: A Change in Foreign Interest Rates 573

**20.6 Exchange Rate Regimes** 574

**20.7 The Policy Trilemma** 576  
Which Side of the Triangle to Choose? 579  
The Future of Exchange Rate Regimes 582

**20.8 The Euro Crisis** 584  
The Crisis of 2011–2013 587  
Long-Term Competitiveness 588  
Summary 590  
Key Concepts 591  
Review Questions 591  
Exercises 592  
Worked Exercises 594

**21 Parting Thoughts** 595

**21.1 What We've Learned** 596

**21.2 Significant Remaining Questions** 598

**21.3 Conclusion** 601

Glossary 602

Index 617



# PREFACE TO THE FIFTH EDITION

The macroeconomic events of the last twelve years are truly breathtaking—a once-in-a-lifetime (we hope) occurrence. While the basics of how economists understand the macroeconomy remain solid, the global financial crisis and the Great Recession took us into waters that, if not uncharted, at least had not been visited in more than half a century. The recovery of the U.S., European, and world economies from these shocks has been remarkably subdued. And, perhaps most troubling of all, the productivity growth that underlies long-run economic performance has been surprisingly slow for more than a decade.

It is a fascinating time to study macroeconomics, and I look forward to sharing facts about the macroeconomy with you and to discussing the Nobel-caliber ideas that help us understand them.

This new edition continues the tradition established in previous versions: providing up-to-date, modern analysis of both current events and classic issues in macroeconomics.

Key new additions in the fifth edition include

- A case study in Chapter 6, “On the Possibility of Progress,” discussing the 2018 Nobel Prize to William Nordhaus and Paul Romer, which highlights a stunning decline in the real price of industrial commodities during the 20th century despite the enormous increase in demand, and the implications this has for growth in a world of finite resources;
- A case study in Chapter 6 on “Is Economic Growth Slowing Down,” which highlights the new productivity slowdown that started around 2003, as well as a parallel case study at the end of Chapter 20 that notes the large declines in total factor productivity in several

European countries over this same period, one of the fundamental problems facing the global economy;

- A section in Chapter 7 on “Economic Growth and Income Inequality” that discusses the Distributional National Accounts approach of Thomas Piketty, Emmanuel Saez, and Gabriel Zucman, showing one of their fascinating graphs of economic growth by income percentile for 1946–1980 and for 1980–2014;
- A worked example of a TFP shock in the AS/AD framework in Chapter 13, which helps to connect the long-run and short-run models and illustrates how it is possible for the economy to grow rapidly in the short-run without any inflationary pressures;
- A section in Chapter 14 on “How Large is the Output Gap” showing that the decline in the output gap since 2007 has occurred in large part because of a slowdown in potential GDP rather than because of a rapid recovery of the economy;
- A case study in Chapter 15 on “HANK Models” highlighting recent research on heterogeneous agent New Keynesian models that incorporates inequality into a frontier business cycle framework; and
- Updates to data, exercises, and cases. Exercises in every chapter ask students to obtain and analyze up-to-date data, typically from the Federal Reserve’s FRED database.

This fifth edition also incorporates many new case studies and exercises, extensive updates to tables and figures to reflect the most current data, and improvements on nearly every page in the text.

## Innovations

(This section will make the most sense to instructors and those students with some familiarity with macroeconomics. Students new to the subject may skip to the Guided Tour.)

Most other books for teaching intermediate macroeconomics were first written more than twenty-five years ago. Our understanding of the macroeconomy has improved substantially since then. This book provides an accessible and yet modern treatment. Its order and structure will feel familiar to instructors, but the execution, examples, and pedagogy have been updated to incorporate the best that macroeconomics instruction has to offer.

What's special about this book? Innovations occur throughout, but the key ones are described below.

### Two Chapters on the Great Recession

The global financial crisis and the Great Recession that followed are obviously the most important macroeconomic events in decades. While these events are discussed throughout in sections devoted to the short run, two chapters explicitly focus on recent events. Chapter 10 (The Great Recession: A First Look) immediately follows the first introductory chapter on the short run, exposing students to the facts of the last several years and to critical concepts like leverage, balance sheets, and securitization. Chapter 14 (The Great Recession and the Short-Run Model), the last chapter of the short-run section, provides a detailed application of the short-run model to recent events, explaining in the process the unconventional aspects of monetary and fiscal policy that featured prominently in the government's response to the crisis.

### Rich Treatment of Economic Growth

Economic growth is the first major topic explored in the book. After an overview chapter that describes the facts and some tools, Chapter 4 presents a (static) model based on a Cobb-Douglas production function. Students learn what a model is with this simple structure and see it applied to understanding the 50-fold differences in the per

capita GDP observed across countries. Chapter 5 presents the Solow model but with no technological change or population growth, which simplifies the presentation. Students learn Robert Solow's insight that capital accumulation cannot serve as the engine for long-run economic growth.

Chapter 6 offers something absent in most other intermediate macro books: a thorough exposition of the economics of ideas and Paul Romer's insight that the discovery of new ideas can drive long-run growth.

The approach taken in this book is to explain the macroeconomics of the long run before turning to the short run. It is much easier to understand fluctuations in macroeconomic aggregates when one understands how those aggregates behave in normal times.

### Familiar Yet Updated Short-Run Model

The modern version of the short-run AS/AD model is the crowning achievement of the short-run section. By *modern*, I mean several things. First and foremost, the AS/AD graph is drawn with inflation on the vertical axis rather than the price level—perfect for teaching students about the threat of deflation that has reared its head following the Great Recession, the Volcker disinflation, and the Great Inflation of the 1970s. All the short-run analysis, including explicit dynamics, can be performed in this single graph.

Another innovation in getting to the AS/AD framework is a focus on interest rates and the absence of an LM curve. Chapter 12 explains how the central bank sets the interest rate. A primer in Chapter 12 helps students to bridge the gap between the old IS-LM model and the new IS-MP model, which is rapidly displacing the IS-LM framework as a guide to the short run. Chapter 13 introduces a simple version of John Taylor's monetary policy rule to get the AD curve.

A final innovation in the short-run model is that it features an open economy from the start: business cycles in the rest of the world are one source of shocks to the home economy. To keep things simple, however, the initial short-run model does not include exchange rates.



### DSGE Models: The Frontier of Business Cycle Research

A well-known tension exists between macroeconomics that is taught in most intermediate courses and one that is practiced by policymakers, central bankers, and researchers. Traditionally, it has been thought that the more difficult mathematics used by practitioners necessitated this divide. However, in Chapter 15, I've found a way to bridge some of this gap by giving students insights into the much richer DSGE models typically used to study macroeconomic fluctuations. Two innovations make this possible. First, I present the “impact effect” of shocks in a DSGE framework by studying the labor market. Second, I introduce impulse response functions graphically and then show estimates of these dynamic effects using state-of-the-art methods, in particular, the estimates of the famous Smets-Wouters model.

### Interplay between Models and Data

A tight connection between models and data is a feature of modern macroeconomics, and this connection pervades the book. Many exercises ask students to work with real data, some of which are available in the book, some by using the online resources, and some from a data tool I've put together called Country Snapshots, a pdf file available at [www.stanford.edu/~chadj/snapshots.html](http://www.stanford.edu/~chadj/snapshots.html) that contains a page of graphs for each country in the world. The data underlying the graphs can be obtained as a spreadsheet simply by clicking on a link at the top of each page. Finally, exercises in every chapter ask students to obtain and analyze up-to-date data, typically from the Federal Reserve's FRED database.

### Worked Exercises at the End of Each Chapter

One of the most effective ways to learn is by working through problems. So a carefully chosen collection of exercises is included at the end of each chapter; from among these, one or two are selected and worked out in detail. Students are encouraged to attempt these exercises on their own before turning to the full solution.

### More Emphasis on the World Economy

Relative to many intermediate macro books, this text features more emphasis on the world economy in three ways. First, the long-run growth chapters are a main emphasis in the book, and these inherently involve international comparisons. Second, the short-run model features an open economy (albeit without exchange rates) from the very beginning. Finally, the book includes two international chapters in Part 4: Chapter 20 is the standard international finance chapter and Chapter 19 is entirely devoted to international trade.

### Better Applications and Microfoundations

Part 4 includes five chapters of applications and microfoundations. The basic structure of this part is traditional. There is a chapter for each component of the national income identity: consumption, investment, the government, and the international economy. However, the material inside is modern and novel. For example, the consumption chapter (Chapter 16) centers around the famous Euler equation that lies at the heart of today's macroeconomics. The investment chapter (Chapter 17) highlights the strong parallels between investment in physical capital and financial investments in the stock market using the “arbitrage equation” approach. The chapter on the government and the macroeconomy (Chapter 18) includes an application to what I call “The Fiscal Problem of the Twenty-First Century”—how to finance the growing expenditures on health care. And, as mentioned above, the international section features two chapters, one on international trade and one on international finance. These chapters are not essential and instructors may wish to skip one or both of them depending on time constraints.

### A Guided Tour

The book consists of three main parts: the Long Run, the Short Run, and the Applications and Microfoundations. Surrounding these parts are an introductory section (Part 1: Preliminaries) and a concluding chapter (Chapter 21: Parting Thoughts).

This organization reflects an increasing appreciation of the importance of long-run macroeconomics



in the profession. In addition, it makes sense from a pedagogical standpoint to put the long run first. This way students understand what it is that the economy fluctuates *around* when they get to the short-run chapters.

A brief overview of each part follows.

### Part 1: Preliminaries

We begin with an overview of macroeconomics: what kind of questions macroeconomics addresses and how it goes about its business. A second chapter discusses the data of macroeconomics in more detail, with a focus on national income accounting.

### Part 2: The Long Run

The second part of the book (Chapters 3 through 8) considers the macroeconomy in the long run. Chapter 3 presents an overview of the facts and tools economists use to study long-run macroeconomics, with special attention to economic growth. Chapter 4 introduces the Cobb-Douglas production function as a way to understand the enormous differences in standards of living seen across countries. The interplay between theory and data that is central to macroeconomics makes a starring appearance in this chapter.

Chapter 5 considers the Solow model of economic growth, one of the workhorse models of macroeconomics. Students study the extent to which the Solow model can help them understand (a) why some countries are rich while others are poor, and (b) why people in the advanced countries of the world are so much richer today than they were a hundred years ago. Surprisingly, they will see that the model does not do a good job of explaining long-run economic growth.

For this explanation, Chapter 6 turns to the Romer model, which emphasizes the role played by the discovery of new ideas. Thinking about the economics of ideas may lead to profound changes in the way students understand many areas of economics.

Chapter 7 studies the most important market in modern economies: the labor market. Students learn about the determination of the unemployment rate in the long run and discover that they are already, in some sense, millionaires.

Chapter 8 concludes the long-run portion of the book by considering inflation. The quantity theory of money provides a long-run theory of inflation, which, according to Milton Friedman, occurs because of “too much money chasing too few goods.”

### Part 3: The Short Run

Part 3 is devoted to the branch of macroeconomics that students are probably most familiar with: the study of booms, recessions, and the rise and fall of inflation in the short run. The five chapters in this part form a tight unit that develops the short-run model and applies it to current events.

Chapter 9 provides an overview of the macroeconomy in the short run, summarizing the key facts and providing an introduction to the short-run model that explains these facts. Chapter 10 provides a “first look” at the financial crisis and the Great Recession, carefully laying out the facts of how the crisis evolved and introducing the important concepts of “leverage” and “balance sheets.”

The next three chapters then develop the short-run model. Chapter 11 introduces the IS curve, a key building block of the short-run model. The IS curve reveals that a fundamental determinant of output in the short run is the real interest rate. Chapter 12 shows how the central bank in an economy can move the interest rate to keep the economy close to full employment. The chapter also provides the link between the real economy and inflation, called the Phillips curve.

Chapter 13 looks at the short-run model in an aggregate supply/aggregate demand (AS/AD) framework. This framework allows the complete dynamics of the economy in the short run to be studied in a single graph. Using this framework, the chapter emphasizes the key roles played by expectations, credibility, and time consistency in modern macroeconomic policymaking.

Chapter 14 uses the short-run model to help students understand the financial crisis and the Great Recession and discusses the macroeconomic prospects going forward. Chapter 15 presents the DSGE models of macroeconomic fluctuations to take students closer to the frontier of advanced macroeconomics, as discussed earlier in the preface.

## Part 4: Applications and Microfoundations

Part 4 includes five chapters of applications and microfoundations. While it may be unapparent to students new to macroeconomics, the organization of these chapters follows the “national income identity,” a concept discussed early in the book. These chapters include a number of important topics. Chapter 16 studies how individuals make their lifetime consumption plans. Chapter 17 considers the pricing of financial assets, such as stocks and houses, in the context of a broader chapter on investment.

Chapter 18 studies the role played by the government in the macroeconomy, including the role of budget deficits and the government’s budget constraint. The chapter also considers a key problem that governments around the world will face in coming decades: how to finance the enormous increases in health spending that have occurred for the last fifty years and that seem likely to continue.

Both the long-run and the short-run parts of the book place the study of macroeconomics in an international context. The short-run model includes open economy forces from the very beginning, and the final two applications of the book go even farther in this direction.

Chapter 19 focuses on international trade. Why do countries trade? Are trade deficits good or bad? How have globalization and outsourcing affected the macroeconomy? Chapter 20 studies international finance, including the determination of the exchange rate and the Euro-area financial crisis.

## Parting Thoughts

Chapter 21 concludes our study of macroeconomics. The chapter summarizes the important lessons learned in the book, and we offer a brief guide to the key questions that remain less than well understood.

## Learning Aids

- *Overview:* The opening page of each chapter provides an overview of the main points that will be covered.
- *Boxes around key equations:* Key equations are boxed to highlight their importance.

- *Graphs and tables:* The main point of each figure is summarized in an accompanying marginal text box. Tables are used to summarize the key equations of a model.
- *Guide to notation:* The inside back cover contains a list of symbols, their meaning, and the chapter in which they first appear.
- *Case studies:* Case studies highlight items of interest in each chapter.
- *Chapter summaries:* The main points of each chapter are presented in list form for easy reference and review.
- *Key concepts:* Important economic concepts are set in boldface type where they first appear, and listed at the end of each chapter for review.
- *Review questions:* Review questions allow students to test their understanding of what they have learned.
- *Exercises:* Carefully chosen exercises reinforce the material from the chapter and are intended to be used for homework assignments. These exercises include many different kinds of problems. Some require graphical solutions while others use numbers. Some ask to look for economic data online and interpret it in a particular way. Others ask to write a position paper for a presidential candidate or to pretend to be advising the chair of the Federal Reserve.
- *Worked exercises:* From the exercises, one or two are selected and worked out in detail. These exercises are indicated by an asterisk (\*) in the margin. Students will find these answers most helpful if they consult them only after having tried to work through each exercise on their own.
- *Glossary:* An extensive glossary at the end of the book defines terms and provides page numbers where more information can be found.

## Country Snapshots

[www.stanford.edu/~chadj/snapshots.html](http://www.stanford.edu/~chadj/snapshots.html)

To accompany the book, I have put together a resource containing data from more than 200 countries. Each page of the file snapshots.pdf corresponds to a country and provides graphs of that

country's key macroeconomics statistics. Moreover, the data underlying the graphs can be obtained as a spreadsheet simply by selecting a link at the top of each page. Whenever students read about a particular country in the newspaper or in this book, detailed macroeconomics statistics are only a click away.

## Available Formats for Students

The text is available in a number of student formats, including paperback and loose leaf, three-hole-punch versions at reduced costs. In addition, the Norton ebook provides students and instructors with an enhanced reading experience at a fraction of the cost of a print textbook.

## Instructor Resources

Resources are available for download either from this book's catalog page at [wwnorton.com](http://wwnorton.com) or at [digital.wwnorton.com/macro5](http://digital.wwnorton.com/macro5).

### Norton Coursepacks

**Maria Apostolova-Mihaylova, Centre College**

Available free to adopters and their students, the Norton Coursepack for the Fifth Edition can be downloaded, and it works directly in Blackboard, D2L, Moodle, and Canvas LMS systems. The coursepack includes easy to use materials, including:

- Flashcards
- Chapter Summaries
- Review Quizzes
- Review Discussion Questions
- Country Studies Snapshot Documents

### Lecture PowerPoints

**Aaron Meininger, University of California, Santa Cruz, with contributions from Emily C. Marshall, Dickinson College**

The PowerPoint slides for this edition provide a lecture-ready resource for the instructor. Concise and visually rich, these slides help guide students through concepts in each chapter, especially those most misunderstood. Integrated teaching tips are designed to provide additional instructor support.

### Instructor's Manual

**Anthony Laramie, Merrimack College, with contributions from Pavel Kapinos, Carleton College, and Kenneth Kuttner, Williams College**

This valuable instructor's resource includes an overview, a suggested approach to the chapter lecture, expanded case studies, additional case studies, and complete answers to the end-of-chapter problems for each chapter. New to the fifth edition, each Instructor's Manual chapter includes an additional international case.

### Test Bank

**Robert Sonora, University of Montana, with contributions from Todd Knoop, Cornell College, and Dietrich Vollrath, University of Houston**

Available for download in rich-text and ExamView® formats, the updated test bank includes carefully constructed true/false, multiple-choice, and short answer/numerical questions.

# ACKNOWLEDGMENTS

This book could not have been written without the tremendous support, encouragement, and assistance that I have received from many people. I am especially grateful to my colleagues in the economics profession for many insights, comments, and suggestions for improving the manuscript.

David Aadland  
*University of Wyoming*

Yamin S. Ahmad  
*University of Wisconsin,  
Whitewater*

Ehsan Ahmed  
*James Madison University*

Francisco Alvarez-Cuadrado  
*McGill University*

William Bennett  
*Loyola University*

Jules van Binsbergen  
*Stanford University*

Peter Bondarenko  
*University of Chicago*

Jaroslav Borovicka  
*New York University*

Ronald Britto  
*Binghamton, SUNY*

Robin Burgess  
*London School of Economics*

Miki Brunyer  
*West Virginia University*

Colleen M. Callahan  
*American University*

Gabriele Camera  
*Purdue University*

Amelie Carlton  
*Rice University*

Tiago Cavalcanti  
*Purdue University*

Betty C. Daniel  
*University of Albany, SUNY*

Steven Davis  
*University of Chicago, Booth  
School of Business*

A. Edward Day  
*University of Texas,  
Dallas*

Firat Demir  
*University of Oklahoma,  
Norman Campus*

Robert J. Derrell  
*Manhattanville College*

Alissa Dubnicki  
*Syracuse University*

Robert A. Driskill  
*Vanderbilt University*

Dennis S. Edwards  
*Coastal Carolina University*

Ryan Edwards  
*Queens College, CUNY*

J. Peter Ferderer  
*Macalester College*

John Fernald  
*Federal Reserve Bank of  
San Francisco*

Lance Fisher  
*Macquarie University*

Edward N. Gamber  
*Lafayette College*

Francois Geerolf  
*University of California, Los Angeles*

Boris Gershman  
*American University*

David H. Gillette  
*Truman State University*

Pierre-Olivier Gourinchas  
*University of California, Berkeley*

James Hamilton  
*University of California, San Diego*

Kristin Harnett  
*University of Pittsburgh*

William R. Hauk Jr.  
*Washington University*

William Hawkins  
*Yeshiva University*

Marc D. Hayford  
*Loyola University of Chicago*

Denise Hazlett  
*Whitman College*

Will C. Heath  
*University of Louisiana*

Timo Henckel  
*Australian National University*

Ryan Herzog  
*Gonzaga University*

Alexander M. Hill  
*Arizona State University*

Christopher L. House  
*University of Michigan*

Chang-Tai Hsieh  
*University of Chicago, Booth  
School of Business*

Murat F. Iyigun  
*University of Colorado, Boulder*

Garett B. Jones  
*George Mason University*

Louis D. Johnston  
*College of Saint Benedict/Saint  
John's University*

Oscar Jorda  
*University of California, Davis*

Pavel Kapinos,  
*Carleton College*

Cem Karayalcin  
*Florida International University*

John W. Keating  
*Kansas University*

Manfred Keil  
*Claremont McKenna College*

Young Se Kim  
*University of North Texas*

Miles Kimball  
*University of Michigan*

Pete Klenow  
*Stanford University*

Ken Kletzer  
*University of California,  
Santa Cruz*

Todd Knoop  
*Cornell College*

Per Krusell  
*Stockholm University*

Corinne M. Krupp  
*Duke University*

James Kwak  
*Baseline Scenario*

George Langelett  
*South Dakota State University*

William D. Lastrapes  
*University of Georgia*

Man-Lui Lau  
*University of San Francisco*

Junsoo Lee  
*University of Alabama*

Dennis Patrick Leyden  
*University of North Carolina, Greensboro*

Shu Lin  
*University of Oklahoma*

Christopher Mann  
*University of Nebraska-Lincoln*

Emily Marshall  
*Dickinson College*

Stephen A. McCafferty  
*Ohio State University*

Ken McCormick  
*University of Northern Iowa*

Ted Miguel  
*University of California, Berkeley*

Fabio Milani  
*University of California, Irvine*

Jenny A. Minier  
*University of Kentucky*

Sergey Mityakov  
*Clemson University*

Bruck M. Mizrach  
*Rutgers University*

John A. Neri  
*University of Maryland*

Phacharaphot Nuntramas  
*San Diego State University*

Francesc Ortega  
*Queens College CUNY*

Ann Owen  
*Hamilton College*

Christakis Papageorgiou  
*Louisiana State University*

Bruce Preston  
*Monash University*

Ravi Radhakrishnan  
*Centre College*

Gérard Roland  
*University of California, Berkeley*

Alexander W. Richter  
*Auburn University*

David Romer  
*University of California, Berkeley*

Paul Romer  
*New York University*

Benjamin Russo  
*University of North Carolina,  
Charlotte*

John E. Sabelhaus  
*Board of Governors of the Federal  
Reserve System*

Mikael Sandberg  
*University of Florida*

Martin B. Schmidt  
*College of William and Mary*

Carol Scotese  
*Virginia Commonwealth University*

Dean Scrimgeour  
*Colgate University*

Paul Shea  
*Bates College*

Andrei Shevchenko  
*Michigan State University*

Mark V. Siegler  
*California State University,  
Sacramento*

Steven M. Smith  
*University of Colorado at Boulder*

Robert I. Sonora  
*Fort Lewis College*

Caleb Stroup  
*Davidson College*

Eric Swanson  
*Federal Reserve Bank of  
San Francisco*

Kevin F. Sylwester  
*Southern Illinois University*

Timothy D. Terrell  
*Wofford College*

Rebecca Achée Thornton  
*University of Houston*

Byron Tsang  
*Virginia Tech University*

Diego E. Vacaflares  
*Texas State University*

Victor J. Valcarcel  
*Texas Tech University*



Koen Vermeylen  
*Universiteit van Amsterdam*

Dietrich Vollrath  
*University of Houston*

Andre Watteyne  
*Katholieke Universiteit Leuven*

Akila Weerapana  
*Wellesley College*

John Williams  
*Federal Reserve Bank of  
San Francisco*

Wei Xiao  
*University of New Orleans*

Steven Yamarik  
*California State University,  
Long Beach*

Christian Zimmerman  
*Federal Reserve Bank of St. Louis*

Several research and teaching assistants helped in many ways, including David Agrawal, Mark Borgschulte, Dean Scrimgeour, Josie Smith, Luke Stein, and William Vijverberg. El Lee and Tina Bernard provided excellent advice and assistance on many facets of the book.

The people at W. W. Norton & Company have been exceptionally supportive, dedicated, and thorough. I owe a special thanks to my longtime editor, Jack Repcheck, who passed away recently and far before his time. Jack was a pillar of wisdom, support, and friendship to everyone who knew him, and I mourn his loss. Of course, I would like to offer all my thanks to the Norton team working on this latest edition: Eric Svendsen, Miryam Chandler, Victoria Reuter, Christina Fuery, Layne Broadwater, Ashley Horna, and Janise Turso.

For their expert work on earlier editions, I am and will remain eternally grateful to Jack Repcheck, Melissa Atkin, Marian Johnson, and Susan Gaustad. I would also like to thank Matt Arnold, Mik Awake, Hannah Bachman, Cassie del Pilar, Sam Glass, Christopher Granville, Sujin Hong, Theresia Kowara, Richard Mickey, Dan Jost, Lorraine Klimowich, John McAusland, Eric Pier-Hocking, Carson Russell, Brian Sisco, Jason Spears, Stefani Wallace, and Rubina Yeh for their excellent work. I am also extremely grateful to my colleagues who prepared the superb supplements for students and instructors: David Agrawal, Elias Aravantinos, Ryan Edwards, David Gillette, Anthony Laramie, and Robert Sonora.

Finally, I would like to thank my family, near and far, for everything.

# ABOUT THE AUTHOR



Photo credit: Theresa Tao

**CHARLES I. JONES** (Ph.D., MIT, 1993) is the STANCO 25 Professor of Economics at the Stanford University Graduate School of Business and a research associate of the National Bureau of Economic Research. Professor Jones's main research contributions are to the study of long-run economic growth. In particular, he has theoretically and empirically examined the fundamental sources of growth in per capita income over time, and the reasons underlying the enormous differences in standards of living across countries. In recent years, he has used his expertise in macroeconomic methods to study the economic causes of the rise in health spending and the longevity, the determinants of top income inequality, and the economics of data. He is the author, with Dietz Vollrath, of *Introduction to Economic Growth*, Third Edition, also published by W. W. Norton & Company.





# MACROECONOMICS

Fifth Edition





PART 1

PRELIMINARIES

# INTRODUCTION TO MACROECONOMICS

## OVERVIEW

In this chapter, we learn

- what macroeconomics is and consider some macroeconomic questions: What determines the wealth of nations? How do we understand the recent global financial crisis and the Great Recession that resulted? What caused the Great Inflation of the 1970s, and why has inflation been so much lower in recent decades?
- how macroeconomics uses models to answer such questions.
- the book's basic three-part structure: the long run, the short run, and issues for the future.



We shall not cease from exploration  
And the end of all our exploring  
Will be to arrive where we started  
And know the place for the first time.

—T. S. ELIOT, *FOUR QUARTETS*

## 1.1 What Is Macroeconomics?

**Macroeconomics** is the study of collections of people and firms and how their interactions through markets determine the overall economic activity in a country or region. The other main area of economics, microeconomics, focuses on the study of individual people, firms, or markets. These two branches, however, are much closer than their standard separation into different courses would lead you to believe. Just as cosmologists who study black holes draw on concepts both large (general relativity) and small (quantum mechanics), macroeconomists look to individual behavior—which economists refer to as “microfoundations”—in creating their theories of aggregate economic activity. In this sense, macroeconomics is just one large black hole!

One good way to get a sense of macroeconomics is to consider the questions it deals with, some of the most important in all of economics:

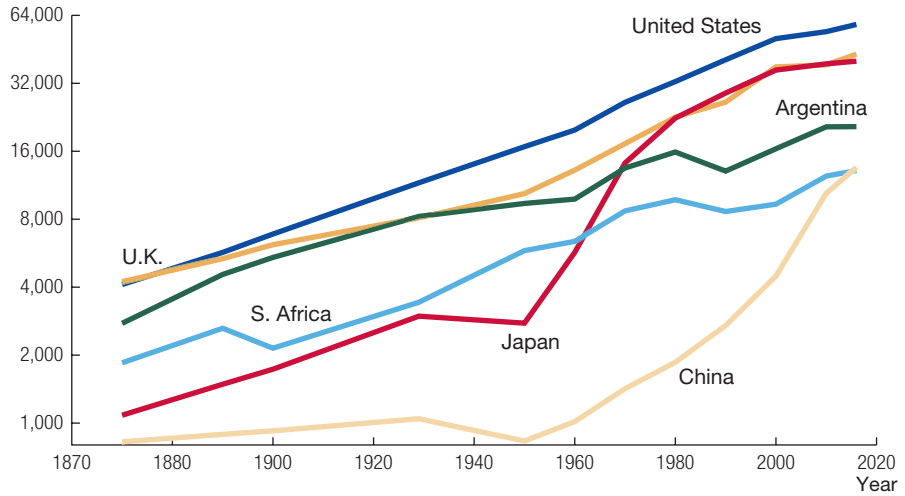
- Why is the typical American today more than 10 times richer than the typical American a century ago?
- Why is the American of today 50 times richer than the typical Ethiopian? Some of the data that motivate these first two questions are shown in Figure 1.1, a graph of GDP per person since 1870 for six countries. (GDP stands for gross domestic product, an overall measure of income that we will study in more detail in Chapter 2.)
- How do we understand the global financial crisis, the Great Recession, and the European debt crisis of recent years? As shown in Figure 1.2, this latest recession has seen the largest sustained decline in employment in the United States in many decades. More generally, what causes recessions and booms in the overall economy?
- What determines the rate of inflation; that is, what determines how rapidly prices are increasing in an economy? Why was inflation so high in much of the world in the 1970s, and why has it fallen so dramatically in many of the richest countries since the early 1980s? These facts are shown in Figure 1.3. Why do some countries experience hyperinflation, where the price level can explode and rise by a thousandfold or more, essentially rendering the currency worthless?
- Why has the unemployment rate—the fraction of the labor force that would like to work but does not currently have a job—been nearly twice as high in Europe as in the United States the past two decades? Consider

As we will see in Chapter 2, per capita GDP is a useful, though imperfect, measure of economic welfare. Notice both the large differences across countries as well as the increases in per capita GDP over time.

**FIGURE 1.1**

**GDP per Person in Six Countries**

GDP per person  
(ratio scale, 2017 dollars)



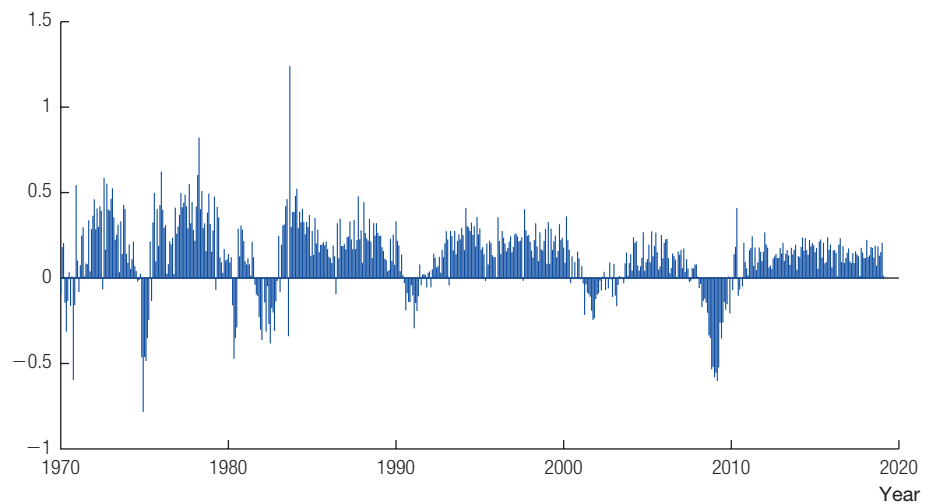
Source: The Maddison-Project, [www.ggdc.net/maddison/](http://www.ggdc.net/maddison/).

Employment typically rises each month. But the 2007–2009 recession led to the largest sustained decline in employment in many decades.

**FIGURE 1.2**

**Changes in U.S. Employment**

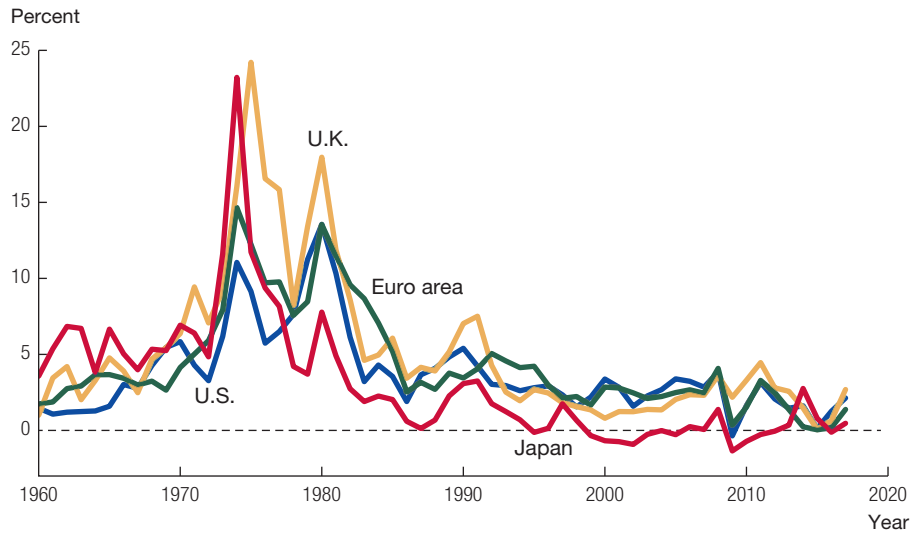
Monthly change in  
employment (percent)



Source: Federal Reserve Economic Data (FRED), courtesy of the Federal Reserve Bank of St. Louis.

FIGURE 1.3

## Inflation Rates in Certain Rich Countries



Source: FRED. The inflation rate measures the percentage change in consumer prices.

In many rich countries, inflation was high in the 1970s and has been low since the late 1980s. As we will see in Chapter 8, this fact generally holds across many countries in the world.

the evidence shown in Figure 1.4. This experience is particularly surprising in light of the fact that unemployment rates in Europe were much lower than in the United States up until about 1980. Why has unemployment in Japan been so low for most of this period?

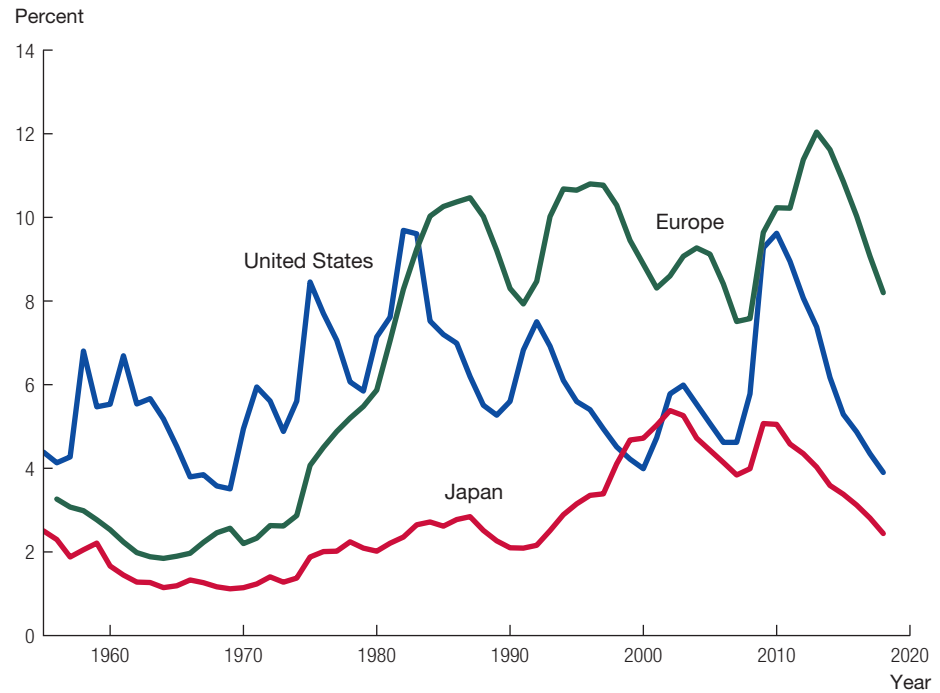
- What role does the government, both the fiscal authority and the monetary authority, play in recessions and booms and in determining the rate of inflation?
- Budget deficits result when the government borrows money to finance its spending. Trade deficits result when one economy borrows from another. Why would an economy run a high budget deficit or a high trade deficit, or both? What are the consequences of these deficits? Figure 1.5 shows the evolution of both deficits in the United States since 1960. Are large deficits a problem?
- What prompted the currency crises in Mexico in the mid-1990s and in many Asian economies at the end of the 1990s? What are the consequences of the recent decision by China to let its currency, the renminbi, appreciate after it was fixed for many years relative to the dollar?
- What role do financial markets like the stock market play in an economy? What is a “bubble,” and how can we tell if the stock market or the housing market is in one?

To study questions such as these, macroeconomists construct mathematical models, similar in spirit to the models used in microeconomics. Yet one of the most



What explains the very different histories of the unemployment rate in the United States, Europe, and Japan?

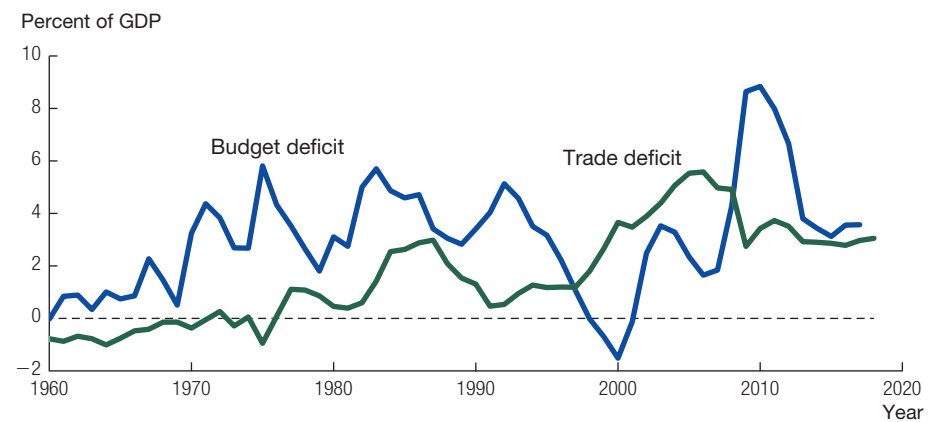
**FIGURE 1.4**  
The Unemployment Rate in the United States, Europe, Japan



Sources: OECD Main Economic Indicators and the U.S. Bureau of Labor Statistics.

The U.S. budget and trade deficits have been relatively high in recent years.

**FIGURE 1.5**  
Budget and Trade Deficits in the United States



Source: Department of Commerce, Bureau of Economic Analysis.

exciting features of macroeconomics is the way it combines these models with real-world phenomena—history, politics, and economic policy. This interaction between theory and practice is a key reason students enjoy studying macroeconomics.

## 1.2 How Macroeconomics Studies Key Questions

The preceding questions all concern the economy taken as a whole. This is obvious in the case of economic growth, but it is true of the other questions as well. For example, we care about budget and trade deficits because they may affect standards of living for the economy in the future. We care about bubbles in financial markets because the collapse of a bubble may send the economy into a recession.

Macroeconomics is also unified in a different way: by the approach it takes to studying these questions. In general, this approach consists of four steps:

1. Document the facts.
2. Develop a model.
3. Compare the predictions of the model with the original facts.
4. Use the model to make other predictions that may eventually be tested.

**1.** First, we document the key facts related to the question we want to consider. For example, suppose we ask, “Why are people in Europe so much richer today than a century ago?” Our first step is to gather economic *data* to document how rich Europeans are today and how rich they were a hundred years ago. With such data we can make precise, quantitative statements.

**2.** Next, we develop a model. You are already familiar with one of the most important models in economics, that of supply and demand. Models are extremely useful because they allow us to abstract from the nearly infinite number of forces at play in the real world in order to focus on those that are most relevant. For example, in studying the effect of a minimum wage law, economists will use a supply-and-demand model of the labor market. We act as if there is a single labor market that pays a single wage in a world with no schooling decisions, on-the-job training, or geography. This abstract model is an unrealistic picture of the real world, but it nevertheless allows us to learn important lessons about the effect of introducing minimum wage legislation.

All models in economics share an important general structure, shown in Figure 1.6. Each takes as inputs a set of parameters and exogenous variables: the features of the economy that the model builder gets to pick in advance, features that are outside the model, or given. **Parameter** refers to an input that is generally fixed over time, except when the model builder decides to experiment by changing it. In our labor market model, the level of the minimum wage would be an example of a parameter. **Exogenous variable** (“exo-” means “outside”) refers to an input that is allowed to change over time, but in a way that is completely determined ahead of time by the model builder. For example, we might assume the population in the economy grows over time at a constant, exogenous rate, regardless of