

DENZIL WATSON ANTONY HEAD DORA CHAN

CORPORATE FINANCE

PRINCIPLES AND PRACTICE

NINTH EDITION



Pearson

CORPORATE FINANCE



Pearson

At Pearson, we have a simple mission: to help people make more of their lives through learning.

We combine innovative learning technology with trusted content and educational expertise to provide engaging and effective learning experiences that serve people wherever and whenever they are learning.

From classroom to boardroom, our curriculum materials, digital learning tools and testing programmes help to educate millions of people worldwide – more than any other private enterprise.

Every day our work helps learning flourish, and wherever learning flourishes, so do people.

To learn more, please visit us at www.pearson.com/uk



CORPORATE FINANCE

PRINCIPLES AND PRACTICE

Ninth edition

Denzil Watson, Antony Head
and Dora Chan

Sheffield Hallam University



Pearson

Harlow, England • London • New York • Boston • San Francisco • Toronto • Sydney • Dubai • Singapore • Hong Kong
Tokyo • Seoul • Taipei • New Delhi • Cape Town • São Paulo • Mexico City • Madrid • Amsterdam • Munich • Paris • Milan

PEARSON EDUCATION LIMITED

KAO Two
KAO Park
Harlow CM17 9NA
United Kingdom
Tel: +44 (0)1279 623623
Web: www.pearson.com

First published under the Financial Times Pitman Publishing Imprint 1998 (print)
Second edition published under the Financial Times Prentice Hall Imprint 2001 (print)
Third edition published 2004 (print)
Fourth edition published 2007 (print)
Fifth edition published 2010 (print)
Sixth edition published 2013 (print and electronic)
Seventh edition published 2016 (print and electronic)
Eighth edition published 2019 (print and electronic)
Ninth edition published 2023 (print and electronic)

© Pearson Education Limited 2001, 2010 (print)
© Pearson Education Limited 2013, 2016, 2019, 2023 (print and electronic)

The rights of Denzil Watson, Antony Head and Dora Chan to be identified as authors of this work have been asserted by them in accordance with the Copyright, Designs and Patents Act 1988.

The print publication is protected by copyright. Prior to any prohibited reproduction, storage in a retrieval system, distribution or transmission in any form or by any means, electronic, mechanical, recording or otherwise, permission should be obtained from the publisher or, where applicable, a licence permitting restricted copying in the United Kingdom should be obtained from the Copyright Licensing Agency Ltd, Barnard's Inn, 86 Fetter Lane, London EC4A 1EN.

The ePublication is protected by copyright and must not be copied, reproduced, transferred, distributed, leased, licensed or publicly performed or used in any way except as specifically permitted in writing by the publishers, as allowed under the terms and conditions under which it was purchased, or as strictly permitted by applicable copyright law. Any unauthorised distribution or use of this text may be a direct infringement of the authors' and the publisher's rights and those responsible may be liable in law accordingly.

All trademarks used herein are the property of their respective owners. The use of any trademark in this text does not vest in the author or publisher any trademark ownership rights in such trademarks, nor does the use of such trademarks imply any affiliation with or endorsement of this book by such owners.

Contains public sector information licensed under the Open Government Licence (OGL) v3.0. <http://www.nationalarchives.gov.uk/doc/open-government-licence/version/3/>.

Contains Parliamentary information licensed under the Open Parliament Licence (OPL) v3.0. <http://www.parliament.uk/site-information/copyright/open-parliament-licence/>.

Pearson Education is not responsible for the content of third-party internet sites.

The Financial Times. With a worldwide network of highly respected journalists, *The Financial Times* provides global business news, insightful opinion and expert analysis of business, finance and politics. With over 500 journalists reporting from 50 countries worldwide, our in-depth coverage of international news is objectively reported and analysed from an independent, global perspective. To find out more, visit www.ft.com/pearsonoffer.

ISBN: 978-1-292-45094-0 (print)
978-1-292-45096-4 (PDF)
978-1-292-45095-7 (ePub)

British Library Cataloguing-in-Publication Data

A catalogue record for the print edition is available from the British Library

Library of Congress Cataloguing-in-Publication Data

A catalog record for the print edition is available from the Library of Congress

10 9 8 7 6 5 4 3 2 1
27 26 25 24 23

Front cover image © Denzil Watson

Print edition typeset in 9.25/13.5pt Stone Humanist ITC Pro by Straive
Printed in Slovakia by Neografia

NOTE THAT ANY PAGE CROSS REFERENCES REFER TO THE PRINT EDITION

About the authors

Denzil Watson is a Principal Lecturer in Finance at Sheffield Hallam University (<http://www.shu.ac.uk>). Denzil has been teaching finance since he joined Hallam in 1991, having completed his BA(Hons) in Economics and MA(Hons) in Money, Banking and Finance at Sheffield University in the 1980s. He has taught financial management, corporate finance, risk management, microeconomics and financial markets for 32 years over a range of undergraduate, postgraduate and distance learning modules.

Finance is by no means Denzil's only passion. He is a committed traveller, having visited over 50 countries including ones as diverse as Peru, Syria, Uzbekistan, Vietnam, Laos and travelled along the Chinese Silk Road. He is also a keen photographer, Urbexer, mine explorer and, along with his co-author, a long-suffering Derby County fan.

His other great love is music. In the past he has fronting Sheffield post-New Wave indie group RepoMen (<http://repomen.bandcamp.com>) and currently sings with alt-rockers Batman's Treaty, When not playing he can be found listening to the Joy Division, The Stranglers, Spear of Destiny, Dubioza Kolektiv, That Petrol Emotion, Sleaford Mods, Little Man Tate, British Sea Power, Dead Kennedys, The Clash and Arctic Monkeys. His inspirations include his mother Doreen, his no departed father Hugh, Kevin Hector, Ian Curtis, Michael Palin, Joe Strummer and John Peel. Denzil lives with his wife Dora and their two children, Leonardo and Angelina.

Antony Head, like Denzil, has many interests outside of academia. As well as being a dedicated Derby County fan, he has recently completed a classical studies honours degree with the Open University and plans to undertake a Masters degree in the same subject. His musical tastes are wide and varied, including Bob Dylan, Miles Davis, King Crimson, David Sylvian, Gustav Mahler and Philip Glass. Tony lives with his wife Sandra and has a daughter Rosemary, a son Aidan, a step-daughter Louise, step-sons Michael and Robert, and eight grandchildren: Joshua, Isaac, Elizabeth, Amelia, Magnus, Eddy, Arlo and Etta.



About the authors

Dora Chan is a Principal Lecturer in Management Accounting at Sheffield Hallam University (<http://www.shu.ac.uk>). Having completed her MBA and PhD at Sheffield Hallam University, Dora soon became a staff member and started her academic career at Hallam. Throughout her academic career to date, Dora has been teaching on a wide range of modules in accounting, finance, strategic management and research modules at undergraduate, postgraduate and professional levels. She has also supervised PhD students on various research projects. In addition to teaching, over the years Dora has taken up various management roles internally at her university and outside as an external examiner and external assessor for other UK universities. Over the past two decades, work has taken Dora to many interesting places in Europe and South-East Asia. Outside work, Dora is busy with bringing up her family, gardening, traveling to see the world, cooking and eating international cuisine, and watching her favourite TV programmes on bargain hunting, dancing and sci-fi stories. “Trust me, I’m The Doctor”, is her favourite catch phrase so you can probably guess what Dora has been watching!



Contents

| | |
|--|-----------|
| Preface | xiv |
| Acknowledgements | xvi |
| 1 The finance function | 1 |
| Learning objectives | 1 |
| Introduction | 2 |
| 1.1 Two key concepts in corporate finance | 2 |
| 1.2 The role of the Financial Manager | 6 |
| 1.3 Corporate objectives | 8 |
| 1.4 How is shareholder wealth maximised? | 12 |
| 1.5 Agency theory | 14 |
| 1.6 Corporate governance | 21 |
| 1.7 Conclusion | 28 |
| Key points | 31 |
| Self-test questions | 32 |
| Questions for review | 33 |
| Questions for discussion | 34 |
| References | 34 |
| Recommended reading | 35 |
| 2 Capital markets, market efficiency and ratio analysis | 36 |
| Learning objectives | 36 |
| Introduction | 37 |
| 2.1 Sources of business finance | 37 |
| 2.2 Capital markets | 40 |
| 2.3 Capital market efficiency | 42 |
| 2.4 Assessing financial performance | 50 |
| 2.5 Conclusion | 71 |
| Key points | 71 |
| Self-test questions | 73 |
| Questions for review | 74 |
| Questions for discussion | 75 |
| References | 77 |
| Recommended reading | 79 |

| | |
|--|------------|
| 3 Short-term finance and working capital management | 80 |
| Learning objectives | 80 |
| Introduction | 81 |
| 3.1 The objectives of working capital management | 81 |
| 3.2 Working capital policies | 81 |
| 3.3 Working capital and the cash conversion cycle | 88 |
| 3.4 Overtrading | 92 |
| 3.5 Managing inventory | 93 |
| 3.6 Managing cash | 97 |
| 3.7 Managing trade receivables | 101 |
| 3.8 Conclusion | 106 |
| Key points | 106 |
| Self-test questions | 107 |
| Questions for review | 107 |
| Questions for discussion | 108 |
| References | 110 |
| Recommended reading | 111 |
| | |
| 4 Long-term finance: Equity finance | 112 |
| Learning objectives | 112 |
| Introduction | 113 |
| 4.1 Equity finance | 113 |
| 4.2 The Stock Exchange | 115 |
| 4.3 Rights issues | 123 |
| 4.4 Scrip issues, share splits, scrip dividends and share repurchases | 129 |
| 4.5 Preference shares | 131 |
| 4.6 Conclusion | 133 |
| Key points | 134 |
| Self-test questions | 135 |
| Questions for review | 136 |
| Questions for discussion | 137 |
| References | 139 |
| Recommended reading | 139 |
| | |
| 5 Long-term finance: Debt finance, hybrid finance and leasing | 140 |
| Learning objectives | 140 |
| Introduction | 141 |
| 5.1 Bonds, loan notes, loan stock and debentures | 141 |
| 5.2 Bank and institutional debt | 148 |
| 5.3 International debt finance | 150 |
| 5.4 Convertible bonds | 151 |

| | | |
|----------|---|------------|
| 5.5 | Warrants | 155 |
| 5.6 | Valuing fixed interest bonds | 157 |
| 5.7 | Valuing convertible bonds | 159 |
| 5.8 | Leasing | 162 |
| 5.9 | Evaluating the financial effects of financing choices | 167 |
| 5.10 | Conclusion | 169 |
| | Key points | 169 |
| | Self-test questions | 171 |
| | Questions for review | 172 |
| | Questions for discussion | 172 |
| | References | 174 |
| | Recommended reading | 174 |
| 6 | An overview of investment appraisal methods | 176 |
| | Learning objectives | 176 |
| | Introduction | 177 |
| 6.1 | The payback method | 177 |
| 6.2 | The return on capital employed method | 179 |
| 6.3 | The net present value method | 182 |
| 6.4 | The internal rate of return method | 186 |
| 6.5 | Comparing the NPV and IRR methods | 190 |
| 6.6 | The profitability index and capital rationing | 194 |
| 6.7 | The discounted payback method | 200 |
| 6.8 | Conclusion | 200 |
| | Key points | 201 |
| | Self-test questions | 202 |
| | Questions for review | 203 |
| | Questions for discussion | 205 |
| | References | 206 |
| | Recommended reading | 206 |
| 7 | Investment appraisal: applications and risk | 207 |
| | Learning objectives | 207 |
| | Introduction | 208 |
| 7.1 | Relevant project cash flows | 208 |
| 7.2 | Taxation and capital investment decisions | 209 |
| 7.3 | Inflation and capital investment decisions | 215 |
| 7.4 | Investment appraisal and risk | 218 |
| 7.5 | Appraisal of foreign direct investment | 225 |
| 7.6 | Empirical investigations of investment appraisal | 233 |
| 7.7 | Conclusion | 236 |
| | Key points | 236 |
| | Self-test questions | 238 |

| | |
|---|------------|
| Questions for review | 238 |
| Questions for discussion | 240 |
| References | 243 |
| Recommended reading | 244 |
| 8 Portfolio theory and the capital asset pricing model | 245 |
| Learning objectives | 245 |
| Introduction | 246 |
| 8.1 The measurement of risk | 246 |
| 8.2 The concept of diversification | 250 |
| 8.3 Investor attitudes to risk | 256 |
| 8.4 Markowitz's portfolio theory | 259 |
| 8.5 Introduction to the capital asset pricing model | 262 |
| 8.6 Using the CAPM to value shares | 262 |
| 8.7 Empirical tests of the CAPM | 272 |
| 8.8 Conclusion | 277 |
| Key points | 277 |
| Self-test questions | 278 |
| Questions for review | 279 |
| Questions for discussion | 281 |
| References | 282 |
| Recommended reading | 283 |
| 9 The cost of capital and capital structure | 285 |
| Learning objectives | 285 |
| Introduction | 286 |
| 9.1 Calculating the cost of individual sources of finance | 286 |
| 9.2 Calculating the weighted average cost of capital | 290 |
| 9.3 Average and marginal cost of capital | 293 |
| 9.4 The CAPM and investment appraisal | 294 |
| 9.5 Practical problems with calculating WACC | 301 |
| 9.6 WACC in the real world | 302 |
| 9.7 The cost of capital for foreign direct investment | 305 |
| 9.8 Gearing: Its measurement and significance | 307 |
| 9.9 The concept of an optimal capital structure | 311 |
| 9.10 The traditional approach to capital structure | 313 |
| 9.11 Miller and Modigliani (I): Net income approach | 314 |
| 9.12 Miller and Modigliani (II): Corporate tax | 317 |
| 9.13 Market imperfections | 318 |
| 9.14 Miller and personal taxation | 320 |
| 9.15 Pecking order theory | 321 |
| 9.16 Conclusion: Does an Optimal Capital Structure Exist? | 322 |
| Key points | 323 |
| Self-test questions | 325 |

| | |
|--|------------|
| Questions for review | 326 |
| Questions for discussion | 327 |
| References | 329 |
| Recommended reading | 330 |
| 10 Dividend policy | 332 |
| Learning objectives | 332 |
| Introduction | 333 |
| 10.1 Dividends: Operational and practical issues | 333 |
| 10.2 The effect of dividends on shareholder wealth | 336 |
| 10.3 Dividend irrelevance | 336 |
| 10.4 Dividend relevance | 338 |
| 10.5 Dividend relevance or irrelevance? | 342 |
| 10.6 Dividend policies | 343 |
| 10.7 Alternatives to cash dividends | 349 |
| 10.8 Empirical evidence on dividend policy | 356 |
| 10.9 Conclusion | 357 |
| Key points | 358 |
| Self-test questions | 359 |
| Questions for review | 360 |
| Questions for discussion | 361 |
| References | 363 |
| Recommended reading | 364 |
| 11 Mergers and takeovers | 365 |
| Learning objectives | 365 |
| Introduction | 366 |
| 11.1 The terminology of mergers and takeovers | 366 |
| 11.2 Justifications for acquisitions | 367 |
| 11.3 Trends in takeover activity | 372 |
| 11.4 Target company valuation | 376 |
| 11.5 The financing of acquisitions | 384 |
| 11.6 Strategic and tactical issues | 388 |
| 11.7 Divestment | 398 |
| 11.8 Private equity | 404 |
| 11.9 Empirical research on acquisitions | 406 |
| 11.10 Conclusion | 409 |
| Key points | 410 |
| Self-test questions | 411 |
| Questions for review | 411 |
| Questions for discussion | 413 |
| References | 417 |
| Recommended reading | 418 |

| | |
|--|------------|
| 12 Risk management | 419 |
| Learning objectives | 419 |
| Introduction | 420 |
| 12.1 Interest and exchange rate risk | 420 |
| 12.2 Internal risk management | 428 |
| 12.3 External risk management | 430 |
| 12.4 Futures contracts | 432 |
| 12.5 Options | 435 |
| 12.6 Swaps | 441 |
| 12.7 Issues in interest and exchange risk management | 446 |
| 12.8 Political risk | 455 |
| 12.9 Conclusion | 457 |
| Key points | 457 |
| Self-test questions | 459 |
| Questions for review | 460 |
| Questions for discussion | 461 |
| References | 462 |
| Recommended reading | 463 |
| Answers to self-test questions | 465 |
| Glossary | 484 |
| Present value tables | 493 |
| Index | 495 |
| Publisher's acknowledgements | 514 |

Lecturer Resources

For password-protected online resources tailored to support the use of this textbook in teaching, please visit www.pearsoned.co.uk/watsonhead



Pearson's Commitment to Diversity, Equity and Inclusion

Pearson is dedicated to creating bias-free content that reflects the diversity, depth and breadth of all learners' lived experiences. We embrace the many dimensions of diversity including, but not limited to, race, ethnicity, gender, sex, sexual orientation, socioeconomic status, ability, age and religious or political beliefs.

Education is a powerful force for equity and change in our world. It has the potential to deliver opportunities that improve lives and enable economic mobility. As we work with authors to create content for every product and service, we acknowledge our responsibility to demonstrate inclusivity and incorporate diverse scholarship so that everyone can achieve their potential through learning. As the world's leading learning company, we have a duty to help drive change and live up to our purpose to help more people create a better life for themselves and to create a better world.

Our ambition is to purposefully contribute to a world where:

- Everyone has an equitable and lifelong opportunity to succeed through learning.
- Our educational products and services are inclusive and represent the rich diversity of learners.
- Our educational content accurately reflects the histories and lived experiences of the learners we serve.
- Our educational content prompts deeper discussions with students and motivates them to expand their own learning and worldview.

We are also committed to providing products that are fully accessible to all learners. As per Pearson's guidelines for accessible educational Web media, we test and retest the capabilities of our products against the highest standards for every release, following the WCAG guidelines in developing new products for copyright year 2022 and beyond. You can learn more about Pearson's commitment to accessibility at:

<https://www.pearson.com/us/accessibility.html>

While we work hard to present unbiased, fully accessible content, we want to hear from you about any concerns or needs regarding this Pearson product so that we can investigate and address them.

- Please contact us with concerns about any potential bias at:
<https://www.pearson.com/report-bias.html>
- For accessibility-related issues, such as using assistive technology with Pearson products, alternative text requests, or accessibility documentation, email the Pearson Disability Support team at:
disability.support@pearson.com

Preface

Introduction

Corporate finance is concerned with the financing and investment decisions made by the management of companies in pursuit of corporate goals. As a subject, corporate finance has a theoretical base which has evolved over many years and which continues to evolve as we write. It has a practical side too, concerned with the study of how companies actually make financing and investment decisions, and theory and practice can sometimes appear to be at odds with each other.

The fundamental problem facing financial managers is how to secure the greatest possible return in exchange for accepting the smallest amount of risk. This necessarily requires that financial managers have available to them (and are able to use) a range of appropriate tools and techniques. These will help them to value the decision options open to them and to assess the risk of those options. The value of an option depends on the extent to which it contributes towards the achievement of corporate goals. In corporate finance, the fundamental goal is usually taken to be to increase the wealth of shareholders.

The aim of this book

The aim of this book is to provide an introduction to the core concepts and key topic areas of corporate finance in an approachable, ‘user-friendly’ style. Many texts on corporate finance adopt a theory-based or mathematical approach that is not appropriate for those coming to the subject for the first time or want to place the concepts in a real world context. This book covers the core concepts and key topic areas without burdening the reader with what we see as unnecessary detail or too heavy a dose of theory.

Flexible course design

Many undergraduate courses are now delivered on a modular or unit basis over one teaching semester of 12 weeks’ duration. In order to meet the constraints imposed by such courses, this book has been designed to support self-study and directed learning. There is a choice of integrated topics for the end of the course.

Each chapter offers:

- a comprehensive list of key points to check understanding and aid revision;
- up-to-date vignettes that focus on real-world issues in the area of corporate finance
- self-test questions, with answers at the end of the book, to check comprehension of concepts and computational techniques;
- questions for review, with answers available in the accompanying downloadable Instructor’s Manual, to aid in deepening understanding of particular topic areas;

- questions for discussion, with answers available in the accompanying downloadable Instructor's Manual;
- comprehensive references to guide the reader to key texts and articles;
- suggestions for further reading to guide readers who wish to study further.

A comprehensive glossary is included at the end of the text to assist the reader in grasping any unfamiliar terms that may be encountered in the study of corporate finance.

New for the ninth edition

The vignettes have been reviewed and undergone extensive updating so they reflect current developments and the changing socio-economic environment in which corporate finance exists. A number of chapters have been up-dated to reflect new legislation, major events (e.g. Brexit, COVID) and any other major developments in the field of finance. Relevant changes in regulations and taxation, such as the UK tax treatment of dividends, have been considered and incorporated where appropriate.

Target readership

This book has been written primarily for students taking a course in corporate finance in their second or final year of undergraduate study on accounting, business studies and finance-related degree programmes. It will also be suitable for students on professional and postgraduate business and finance courses where corporate finance or financial management are taught at introductory level.

Acknowledgements

Authors' acknowledgements

We are as always grateful to our reviewers for helpful comments and suggestions. We are also grateful to the undergraduate and postgraduate students of Sheffield Business School at Sheffield Hallam University who have taken our courses, and who continue to help us in developing our approach to the teaching and learning of the subject. We are particularly grateful to Richard Townrow of Pearson Education for his support and encouragement. We also extend our gratitude to our many colleagues at Sheffield Hallam University.



1

The finance function

Learning objectives

After studying this chapter, you should have achieved the following learning objectives:

- an understanding of the time value of money and the relationship between risk and return;
- an appreciation of the three key decision areas of the financial manager;
- an understanding of the reasons why shareholder wealth maximisation is the primary financial objective of a company, rather than other objectives a company may consider;
- an understanding of why the substitute objective of maximising a company's share price is preferred to the objective of shareholder wealth maximisation;
- an understanding of how agency theory can be used to analyse the relationship between shareholders and managers, and of ways in which agency problems may be overcome;
- an appreciation of the role of institutional investors in overcoming agency problems;
- an appreciation of how developments in corporate governance have helped to address the agency problem.

■ ■ ■ INTRODUCTION

Corporate finance is concerned with the efficient and effective management of the finances of an organisation to achieve the objectives of that organisation. This involves planning and controlling the *provision* of resources (where funds are raised from), the *allocation* of resources (where funds are deployed to) and finally the *control* of resources (whether funds are being used effectively or not). The fundamental aim of financial managers is the *optimal allocation* of the scarce resources available to the company – the scarcest resource being money.

The discipline of corporate finance is frequently associated with that of accounting. However, while financial managers do need to have a firm understanding of management accounting (in order to make decisions) and a good understanding of financial accounting (in order to be aware of how financial decisions and their results are presented to the outside world), corporate finance and accounting are fundamentally different in nature. Corporate finance is inherently forward-looking and based on cash flows; this differentiates it from financial accounting, which is historic in nature and focuses on profit rather than cash. Corporate finance is concerned with raising funds and providing a return to investors; this differentiates it from management accounting, which is primarily concerned with providing information to assist managers in making decisions within the company. However, although there are differences between these disciplines, there is no doubt that corporate finance borrows extensively from both. While in the following chapters we consider in detail the many and varied problems and tasks faced by financial managers, the common theme that links these chapters is the need for financial managers to be able to *value alternative courses of action* available to them. This allows them to make a decision as to which is the best choice in financial terms. Therefore before we look at the specific roles and goals of financial managers, we introduce two key concepts that are central to financial decision-making.

1.1 Two key concepts in corporate finance

Two key concepts in corporate finance that help managers to value alternative courses of action are the **time value of money** and the relationship between risk and return. Since these two concepts are referred to frequently in the following chapters, it is vital that you have a clear understanding of them.

1.1.1 The time value of money

The *time value of money* is perhaps the single most important concept in corporate finance and is relevant to both companies and investors. In a wider context it is relevant to anyone expecting to pay or receive money over a period of time. The time value of money is particularly important to companies since the financing, investment and dividend decisions made by companies result in substantial cash flows over a variety of periods of time. Simply stated, the time value of money refers to the fact that the value of money changes over time.

Consider a student who can take a £4,000 student grant either today or in one year's time. Faced with this choice, they will (hopefully!) opt to take the grant today. The question to ask yourself is *why* do they prefer the £4,000 grant today? There are three major factors at work here:

- *Time*: if you have the money now, you can spend it now. It is human nature to want things now rather than to wait for them. Alternatively, if you do not wish to spend your money now, you will still prefer to take it now, since you can then invest it so that in one year's time you will have £4,000 plus any investment income you have earned.
- *Inflation*: £4,000 spent now will buy more goods and services than £4,000 spent in one year's time because inflation reduces the purchasing power of your money over time. Unless, of course, we are in a deflationary period, when the reverse will be true, but this is rare.
- *Risk*: if you take £4,000 now you definitely have the money in your possession. The alternative of the *promise* of £4,000 in a year's time carries the risk that the payment may be less than £4,000 or may not be paid at all.

Different applications of the time value of money are considered in Section 1.1.3.

1.1.2 The relationship between risk and return

This concept states that an investor or a company takes on more risk only if a higher return is offered in compensation. *Return* refers to the financial rewards resulting from making an investment. The nature of the return depends on the form of the investment. A company that invests in **non-current assets** and business operations expects returns in the form of *profit*, whether measured on a before-interest, before-tax or an after-tax basis, and in the form of *cash flows*. An investor who buys **ordinary shares** expects returns in the form of *dividend payments* and **capital gains** (share price increases). An investor who buys **corporate bonds** expects regular returns in the form of *interest payments*. The meaning of risk is more complex than the meaning of return. An investor or a company expects or anticipates a specific return when making an investment. *Risk* refers to the possibility that the actual return may be different from the expected return. If the actual return is greater than the expected return, this is usually a welcome occurrence. Investors, companies and financial managers are more likely to be concerned with the possibility that the actual return is *less* than the expected return. A *risky investment* is therefore one where there is a significant possibility of its actual return being different from its expected return. As the possibility of actual return being different from expected return increases, investors and companies demand a higher expected return.

The relationship between risk and return is explored in several chapters in this text. In 'Investment appraisal: applications and risk' (Chapter 7) we will see that a company can allow for the risk of a project by requiring a higher or lower rate of return according to the level of risk expected. In 'Portfolio theory and the capital asset pricing model' (Chapter 8) we examine how an individual's attitude to the trade-off between risk and return shapes their utility curves; we also consider the capital asset pricing model, which expresses the relationship between risk and return in a convenient linear form. In 'The cost of capital and

capital structure' (Chapter 9) we calculate the costs of different sources of finance and find that the higher the risk attached to a source of finance, the higher the return required by the investor.

1.1.3 Compounding and discounting

Compounding is the way to determine the *future value* of a sum of money invested now, for example in a bank account, where interest is left in the account after it has been paid. Because interest received is left in the account, interest is earned on interest in future years. The future value depends on the rate of interest paid, the initial sum invested and the number of years for which the sum is invested:

$$FV = C_0(1 + i)^n$$

where: FV = future value

C_0 = sum deposited now

i = annual interest rate

n = number of years for which the sum is invested

For example, £20 deposited for five years at an annual interest rate of 6 per cent will have a future value of:

$$FV = £20 \times (1.06)^5 = £26.77$$

In corporate finance, we can take account of the time value of money through the technique of discounting, which is the opposite of compounding. While *compounding* takes us *forward* from the current value of an investment to its future value, *discounting* takes us *backward* from the future value of a cash flow to its **present value**. Cash flows occurring at different points in time cannot be compared directly because they have different time values; discounting allows us to compare these cash flows by comparing their present values.

Consider an investor who has the choice between receiving £1,000 now and £1,200 in one year's time. The investor can compare the two options by changing the future value of £1,200 into a present value and comparing this present value with the offer of £1,000 now (note that the £1,000 offered now is already in present value terms). The present value can be found by applying an appropriate **discount rate**, one which reflects the three factors discussed earlier: time, inflation and risk. If the best investment available to the investor offers an annual interest rate of 10 per cent, we can use this as the discount rate. Reversing the compounding illustrated above, the present value can be found from the future value by using the following formula:

$$PV = \frac{FV}{(1 + i)^n}$$

where: PV = present value

FV = future value

i = discount rate

n = number of years until the cash flow occurs

Inserting the values given above:

$$PV = 1,200/(1.1)^1 = \text{£}1,091$$

Alternatively, we can convert our present value of £1,000 into a future value:

$$FV = \text{£}1,000 \times (1.1)^1 = \text{£}1,100$$

Whether we compare present values (£1,000 is less than £1,091) or future values (£1,100 is less than £1,200), it is clear that £1,200 in one year's time is worth more to the investor than £1,000 now.

Discounting calculations are aided by using *present value tables*, which can be found at the back of this text. The first table, of present value factors, can be used to discount *single point* cash flows. For example, what is the present value of a single payment of £100 to be received in five years' time at a discount rate of 12 per cent? The table of present value factors gives the present value factor for five years (row) at 12 per cent (column) as 0.567. If we multiply this by £100 we find a present value of £56.70.

The next table, of cumulative present value factors, enables us to find the present value of an **annuity**. An annuity is a regular payment of a fixed amount of money over a finite period. For example, if we receive £100 at the end of each of the next five years, what is the present value of this series of cash flows if our required rate of return is 7 per cent? The table gives the cumulative present value factor (annuity factor) for five years (row) at a discount rate of 7 per cent (column) as 4.100. If we multiply this by £100 we find a present value of £4,100.

The present value of a **perpetuity**, the regular payment of a fixed amount of money over an infinite period of time, is equal to the regular payment divided by the discount rate. The present value of a perpetuity of £100 at a discount rate of 10 per cent is £1,000 (i.e. £100/0.1).

Discounted cash flow (DCF) techniques allow us to tackle more complicated scenarios than the simple examples we have just considered. Later in the chapter we discuss the vital link existing between shareholder wealth and *net present value* (NPV), the specific application of DCF techniques to investment appraisal decisions. NPV and its sister DCF technique internal rate of return are introduced in 'An overview of investment appraisal methods' (Chapter 6). The application of NPV to more complex investment decisions is comprehensively dealt with in Chapter 7. In 'Long-term finance: debt finance, hybrid finance and leasing' (Chapter 5), DCF analysis is applied to valuing a variety of debt-related securities.

1.2 The role of the Financial Manager

While everyone manages their own finances, financial managers of companies are responsible for a much larger operation when they manage corporate funds. They are responsible for a company's *investment decisions*, advising on the allocation of funds in terms of the total amount of assets, the composition of non-current and current assets, and the consequent risk profile of the choices. They are also responsible for *raising funds*, choosing from a wide variety of financial institutions and markets, with each source of finance having different features of cost, availability, maturity and risk. The place where supply of finance meets demand for finance is called the financial market: this consists of the short-term money markets and the longer-term capital markets. A major source of finance for a company is internal rather than external, i.e. using part of the cash or earnings generated by its business activities. The managers of the company, however, must strike a balance between the amount of earnings they retain and the amount they pay out to shareholders as a dividend.

We can see, therefore, that a financial manager's decisions can be divided into three general areas: investment decisions, financing decisions and dividend decisions. Figure 1.1 illustrates the position of the financial manager as a person central to these decisions and their associated cash flows.

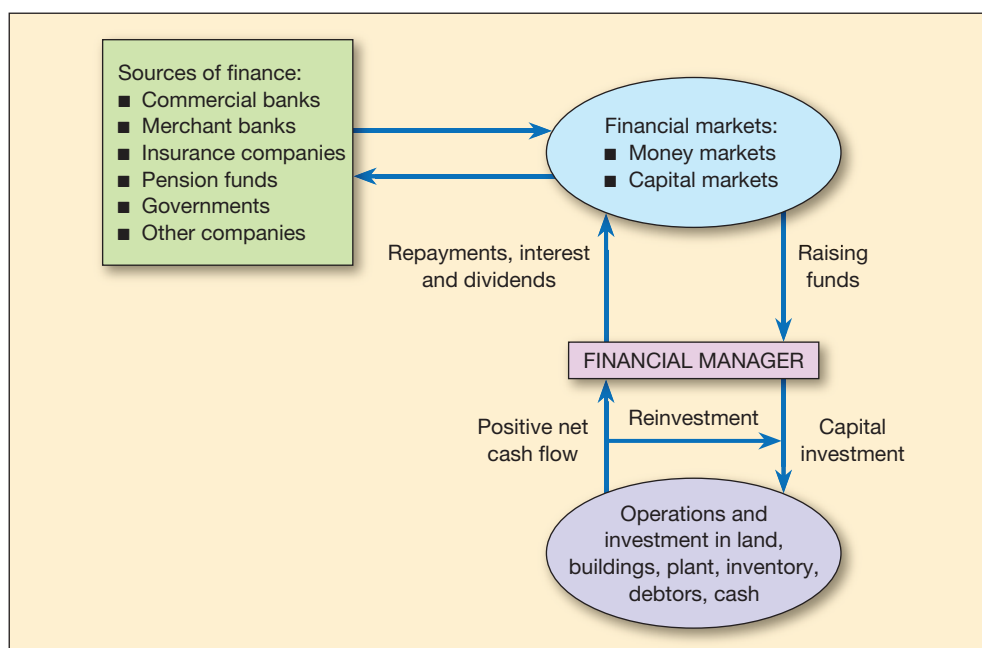


Figure 1.1 The central role of the financial manager in a company's financing, investment and dividend decisions

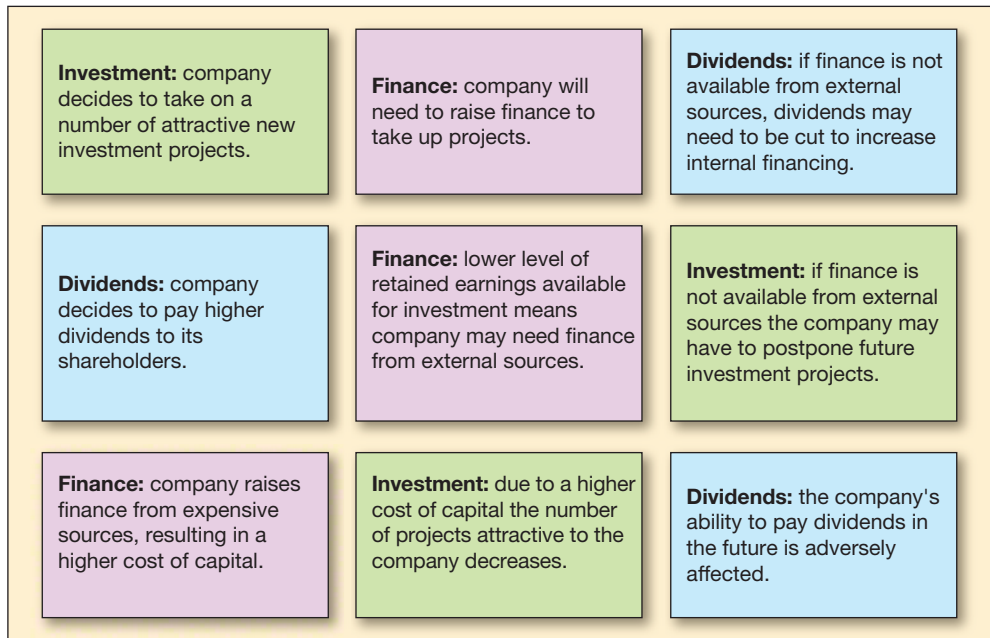


Figure 1.2 The interrelationship between financing, dividend and investment decisions

While it is convenient for discussion purposes to split a financial manager's decisions into three decision areas, it is important to recognise the high level of interdependence that exists between them. Hence a financial manager making a decision in one of these three areas should always take into account the effect of that decision on the other two areas. Figure 1.2 gives examples of possible knock-on effects in the other two areas of taking a decision in one of the three areas. It should also be noted that their areas of responsibility also frequently include related areas such as, but not limited to, risk management, budgeting and forecasting.

Who makes corporate finance decisions in practice? In most companies there will be no one individual solely responsible for corporate financial management. The more strategic dimensions of the three decision areas tend to be considered at board level, with an important contribution coming from the *finance director*, who oversees the finance function. Any financial decisions taken at this level will be after extensive consultation with accountants, tax experts and lawyers. The daily cash and treasury management duties of the company and its liaison with financial institutions such as banks will be undertaken by the *corporate treasurer*. It is common for both finance director and corporate treasurer to have an accounting background. An important responsibility for the corporate treasurer is hedging **interest rate risk** and **exchange rate risk**. Figure 1.3 illustrates the various functions within the finance department of a large company.

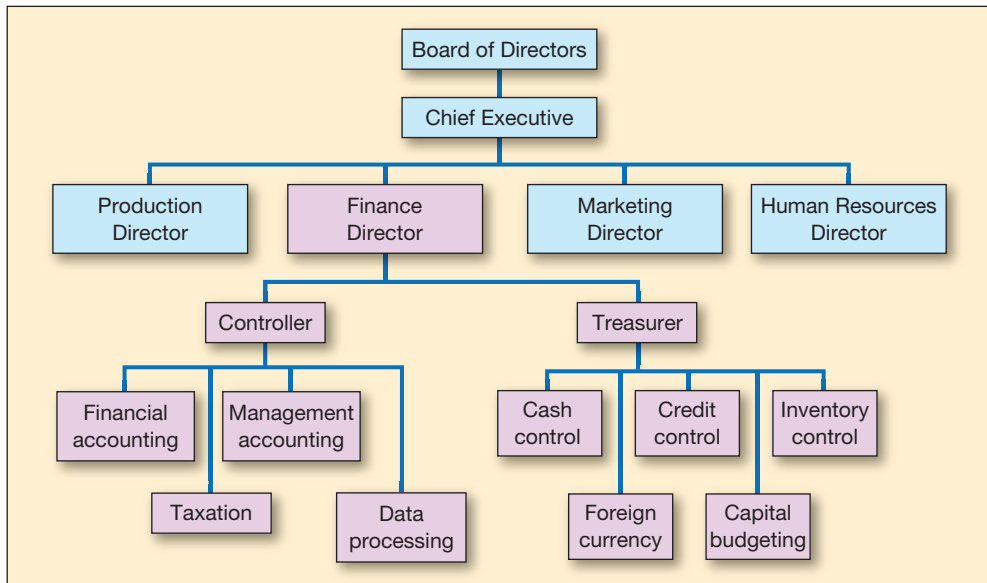


Figure 1.3 How the finance function fits within a company's management structure

1.3 Corporate objectives

What should be the primary financial objective of corporate finance and, therefore, the main objective of financial managers? The answer is to make decisions that maximise the value of the company for its owners. As the owners of the company are its *shareholders*, the primary financial objective of corporate finance is usually stated to be the maximisation of shareholder wealth. Since shareholders receive their wealth through *dividends* and *capital gains* (increases in the value of their shares), shareholder wealth will be maximised by maximising the value of dividends and capital gains that shareholders receive over time. How financial managers go about achieving this objective is considered in Section 1.3.1.

Owing to the rather vague and complicated nature of the concept of shareholder wealth maximisation, other objectives are commonly suggested as possible substitutes or surrogates. Alternative objectives to shareholder wealth maximisation also arise because of the existence of other groups with an interest in the company (**stakeholders**). These groups, such as employees, customers, creditors and the local community, will have different views on what the company should aim for. It is important to stress that while companies must consider the views of stakeholders other than shareholders, and while companies may adopt one or several substitute objectives over shorter periods, from a corporate finance perspective such objectives should be pursued only in support of the overriding long-term objective of maximising shareholder wealth. Vignette 1.1 analyses the recent backlash in the United States of using share price as the sole basis of judging corporations. We now consider some of these other possible objectives for a company.

Vignette 1.1

The backlash against shareholder value

By Rana Foroohar

It used to be that there was just one metric for corporate performance – share price. These days, not so much. In the age of Donald Trump and #MeToo, companies are expected to wade into the murky waters of politics.

The most recent mass high school shooting in Florida has added urgency to the issue, with BlackRock, the asset manager, floating the idea of leaving gun makers out of index funds and retailers like Dick's and Walmart taking assault-style weapons off their shelves.

This follows months of corporate stands on everything from immigration to sexual harassment to LGBT rights, a wave of activism punctuated by Merck chief executive Ken Frazier's resignation from the president's manufacturing council following Mr Trump's failure to condemn a white supremacist rally in Charlottesville last August. A few days later, the council was disbanded.

The calls for companies to be judged on something more than share price have been growing for some time. Larry Fink's most recent annual letter to BlackRock shareholders, which included a demand for more 'purpose-driven companies', was a big turning point in the backlash against the shareholder value theory that has been the guiding force for companies for four decades. It is one thing when liberal academics and politicians call for a new kind of 'stakeholder' capitalism. It's another when the largest asset manager in the world does it.

I surveyed a number of chief executives about Mr Fink's letter at the World Economic Forum in Davos. While all were supportive of the general principle, most also expressed some frustration, not because Mr Fink wasn't right but because he wasn't clear. Senior executives know that judging companies only by share performance does not work because it engenders short-termism – research and development as a percentage of revenue has declined since the 1980s, in part because the share price usually suffers when companies announce this kind of spending. But they do not know what the new playbook is.

'What does this really mean in practice?' asked the chief financial officer of a large multinational. 'What are the new metrics that we are being judged on? And what happens if we fall short?'

One of the things going for shareholder value was that it was precise. As long as shares rise quarter on quarter, you are doing your job. It is also clear it was a limited metric, one that has arguably resulted in far less corporate risk taking and innovation, and also one that disproportionately benefits senior executives, particularly large company chief executives who typically get more than half their compensation in stock. This incentivises short-term decision making.

Perhaps most importantly, it's a philosophy that does not appeal nearly as much to millennial consumers or workers, who demand that companies think about a broader group of stakeholders and a more complex set of political and social issues. A study released last week by the Global Strategy Group shows that two-thirds of Americans believe that corporations have a responsibility to address key social and political issues. It also found that those that do have far higher favourability ratings than those that don't. Lockheed Martin, a company that said and did nothing following Charlottesville, had a significant drop in favourability ratings.

Some of this depends on your politics. Corporate activism is far more popular among Democrats than Republicans (among the few memorable examples of any right-wing activism were arts and crafts store Hobby Lobby's fight against mandatory birth control coverage by corporate insurance, and restaurant chain Chick-fil-A's opposition to same-sex marriage). But the risks of non-action seem to outweigh those of action. Recent research shows that issues like Apple's stand on LGBT rights made liberals much more likely to want to buy Apple products, but it did not make opponents less likely to purchase them.

While I'm all for chief executives speaking out on issues that matter to them, I'm less keen on activism

