


SIXTH EDITION

EDUCATIONAL RESEARCH

PLANNING, CONDUCTING, AND EVALUATING
QUANTITATIVE AND QUALITATIVE RESEARCH



JOHN W. CRESWELL
TIMOTHY C. GUETTERMAN

EDUCATIONAL
RESEARCH

This page intentionally left blank

SIXTH EDITION

EDUCATIONAL RESEARCH

PLANNING, CONDUCTING, AND EVALUATING
QUANTITATIVE AND QUALITATIVE RESEARCH



JOHN W. CRESWELL

University of Michigan

TIMOTHY C. GUETTERMAN

University of Michigan



New York, NY

Director and Portfolio Manager: Kevin M. Davis
Content Producer: Janelle Rogers
Sr. Development Editor: Carolyn Schweitzer
Media Producer: Lauren Carlson
Portfolio Management Assistant: Casey Coriell
Executive Field Marketing Manager: Krista Clark
Executive Product Marketing Manager: Christopher Barry
Procurement Specialist: Carol Melville
Full Service Project Management: Katie Ostler, Cenveo® Publisher Services
Cover Designer: Cenveo® Publisher Services
Cover Image: © philsajonesen/Getty Images
Composition: Cenveo® Publisher Services
Printer/Binder: Willard, LSC Communications
Cover Printer: Phoenix Color/Hagerstown
Text Font: 10/12 ITC Garamond Std Light

Credits and acknowledgments for material borrowed from other sources and reproduced, with permission, in this textbook appear on the appropriate page within the text.

Every effort has been made to provide accurate and current Internet information in this book. However, the Internet and information posted on it are constantly changing, so it is inevitable that some of the Internet addresses listed in this textbook will change.

Copyright © 2019, 2015, 2012 by Pearson Education, Inc. All rights reserved. Manufactured in the United States of America. This publication is protected by Copyright, and permission should be obtained from the publisher prior to any prohibited reproduction, storage in a retrieval system, or transmission in any form or by any means, electronic, mechanical, photocopying, recording, or likewise. To obtain permission(s) to use material from this work, please submit a written request to Pearson Education, Inc., Permissions Department, One Lake Street, Upper Saddle River, New Jersey 07458, or you may fax your request to 201-236-3290.

Library of Congress Cataloging-in-Publication Data

Names: Creswell, John W., author.

Title: Educational research : planning, conducting, and evaluating quantitative and qualitative research / John W. Creswell, University of Michigan, Timothy C. Guetterman, University of Michigan.

Description: Sixth edition. | Saddle River, New Jersey : Pearson, [2019]

Identifiers: LCCN 2017051270 | ISBN 0134519361

Subjects: LCSH: Education--Research--Methodology.

Classification: LCC LB1028 .C742 2019 | DDC 370.72--dc23

LC record available at <https://lccn.loc.gov/2017051270>

10 9 8 7 6 5 4 3 2 1



ISBN 10: 0134519361
ISBN 13: 9780134519364

This text is dedicated to our students in educational and health science research who through the years at Nebraska and Michigan helped us to understand and apply research.

This page intentionally left blank

Preface

NEW TO THE SIXTH EDITION

You will find several key changes in this edition as a result of reader feedback and the careful review of the last edition by anonymous external reviewers.

- We have broadened the examples beyond teacher education to reflect the increasingly diverse disciplines and subdisciplines in educational research. We searched for examples of educational research in fields such as program evaluation, multicultural research, counseling, school psychology, learning and cognition, nutrition, sports psychology, education in the professions, and other fields.
- Another focus of the revision was to emphasize technology [e.g., use of online programs for a table of random numbers, use of online surveys, various databases available (like Google scholar or Web of Science), reference tools (like EndNote), and cell-phone random digit dialing].
- Coverage of reviewing the literature has been expanded with an emphasis on current literature database searches, reference management software, and how to synthesize findings from a literature review.
- Quantitative research methods are updated to cover mediating variables, use of online surveys, and additional statistical methods such as intraclass correlation coefficients. We provide a new example of performance assessment and step-by-step examples to calculate *t*-test and chi-square statistics.
- Coverage of quantitative designs is expanded to include causal inferences in experimental designs and more detail about causal comparative research and single-subject designs. We provide examples of threats to validity in experimental research. The chapter on survey research is substantially updated to reflect the use of online surveys, methodological considerations, and sources for more information.
- The chapters on qualitative research are also updated, including coverage of qualitative data analysis software and recent developments in qualitative methods. This edition includes a table comparing different approaches to grounded theory, new ethnographic study examples, and developments in narrative research.
- The mixed methods chapter is substantially updated to reflect methodological developments, in particular the discussion of integration of qualitative and quantitative data. We added recent examples of mixed methods research using convergent, explanatory sequential, exploratory sequential, and experimental mixed methods designs.
- References are substantially updated to give readers the newest thinking on research methods as other writers have updated the original editions of their work.

- Although the sample articles from the fifth edition remain the same, many older studies mentioned throughout the text have been updated with current research. As with the previous edition, the sample articles are annotated to help readers identify important research characteristics.

THE PHILOSOPHY OF THE TEXT

The philosophy that guided the development of this text is twofold. First, research involves a process of interrelated activities rather than the application of isolated, unrelated concepts and ideas. Educators practice research following a general sequence of procedures—from the initial identification of a research problem to the final report of research. This means that understanding the sequence or flow of activities is central to inquiry. Thus, the text begins with specific chapters devoted to each step in the process of research and the inclusion of concepts and ideas within this process.

Second, the educational researcher today needs a large toolbox of approaches to study the complex educational issues in our society. No longer can we, as educators, use only experiments or surveys to address our research problems. Educators in this new century—whether conducting research or reading research to self-inform—need to know about quantitative, qualitative, and mixed approaches to inquiry and to develop an in-depth understanding of the multiple research designs and procedures

used in our studies today. In each step in the process of research, this text will introduce you to quantitative, qualitative, mixed methods, and action research approaches. Throughout the text, you will learn about the differences and similarities between qualitative and quantitative research. In the last section of the text, you will be introduced to eight distinct quantitative and qualitative research designs or procedures that make up the repertoire of the educational researcher in the quantitative, qualitative, and mixed applications of research.

KEY FEATURES

This text offers a truly balanced, inclusive, and integrated overview of the field as it currently stands. As you will see from the table of contents, the book's coverage is unique in its balanced presentation of quantitative and qualitative research. Moreover, it consistently examines foundational issues of research—for example, determining how to approach a project and understanding what constitutes data and how to analyze them—from quantitative, qualitative, and mixed perspectives. This approach helps students understand the fundamental differences *and* similarities among these approaches. This text has three main purposes:

- It provides balanced coverage of quantitative and qualitative research.
- It helps students learn how to begin to conduct research.
- It helps students learn how to read and evaluate research studies.

Let's look at these in detail to see how each can help you achieve your course objectives.

Balances Coverage of Quantitative and Qualitative Research

This text offers balanced coverage of all types of research designs. This provides readers with a complete picture of educational research as it is currently practiced. The text begins with an overview in Part 1 of the general nature of educational research and the specific quantitative and qualitative approaches to educational research. Next, in Part 2, Chapters 2 through 9, the book examines in depth the steps in the research process:

1. Identifying a research problem
2. Reviewing the literature
3. Specifying a purpose and research questions or hypotheses
4. Collecting either quantitative or qualitative data
5. Analyzing and interpreting either quantitative or qualitative data
6. Reporting and evaluating the research

Looking at the process simultaneously from both quantitative and qualitative perspectives helps students understand what choices a researcher has available and what meaning exists for a particular choice.

After this discussion, in Part 3, students will learn the procedures for conducting specific types of quantitative, qualitative, and mixed methods studies. Chapters 10 through 17 provide balanced coverage and examples of each of these types of educational research designs: experimental, correlational, survey, grounded theory, ethnographic, narrative, mixed methods, and action research.

Helps Students Learn How to Begin to Conduct Research

Both the research process and the design chapters offer the researcher step-by-step guidance in the basic aspects of planning, conducting, and evaluating research. A number of features guide readers through the steps and procedures of research. For example, we follow a fictional beginning researcher, Maria, who is also a high school teacher and new graduate student, throughout Parts 2 and 3 to illustrate one researcher's efforts and to provide students with a realistic perspective on the process of research and the selection of specific research designs. Other features include, but are not limited to, the following:

- Tips on planning and conducting research in “Useful Information for Producers of Research”
- Checklists that summarize key points, such as the evaluation criteria used to assess the quality of a quantitative or qualitative study
- In-text examples of actual and hypothetical studies that illustrate the correct and incorrect ways of reporting research

Helps Students Learn How to Read and Evaluate Research Studies

Direct guidance on reading research is provided throughout the text. To further help students become more skilled at interpreting and evaluating research, the text offers a number of features. Most important among these are the many articles included in the text and the “Useful Information for Consumers of Research” feature:

- The text provides annotated research articles in each of the design chapters in Part 3. Two other articles—one qualitative, one quantitative—appear at the end of Chapter 1. All these complete articles (there are numerous other, shorter article excerpts in the book) include highlighted marginal annotations that help students understand the structure of articles and the key issues with which a reader should be concerned when evaluating the quality and applicable scope of each particular piece of research.
- The “Useful Information for Consumers of Research” feature appears at the end of every chapter and offers concrete guidance in interpreting and evaluating research.

SUPPLEMENTARY MATERIALS

The following resources are available for instructors to download at [pearsonhighered.com/educators](https://www.pearsonhighered.com/educators):

Online Test Bank The Test Bank contains various types of items—multiple-choice, matching, short essay, and fill in the blank—for each chapter. Questions ask students to identify and describe research processes and design characteristics they have learned about and to classify and evaluate quantitative and qualitative studies and research situations.

TestGen TestGen is a powerful test generator available exclusively from Pearson Education publishers. You install TestGen on your personal computer (Windows or Macintosh) and create your own tests for classroom testing and for other specialized delivery options, such as over a local area network or on the Web. A test bank, which is also called a Test Item File (TIF), typically contains a large set of test items, organized

by chapter and ready for your use in creating a test, based on the associated textbook material. Assessments—including equations, graphs, and scientific notation—may be created in either paper-and-pencil or online form.

The tests can be downloaded in the following formats:

- TestGen Testbank file—PC
- TestGen Testbank file—MAC
- TestGen Testbank—Blackboard 9 TIF
- TestGen Testbank—Blackboard CE/Vista (WebCT) TIF
- Angel Test Bank (zip)
- D2L TestBank (zip)
- Moodle Test Bank
- Sakai Test Bank (zip)

PowerPoint® Slides These slides include key concept summaries and other graphic aids to help students understand, organize, and remember core concepts and ideas.

ACKNOWLEDGMENTS

This book is a culmination of 35 years of experience in conducting both quantitative and qualitative research in education and the social sciences. It could not have been written without the capable assistance of numerous individuals such as graduate students, research assistants, and colleagues at the University of Nebraska–Lincoln. Dr. Dana Miller assisted in a timely and thorough review of many chapters. Dr. Vicki Plano Clark provided editorial assistance and a key conceptual eye for missing details as well as useful leads for sample illustrative articles. Dr. Amanda Garrett offered invaluable assistance in locating up-to-date materials and in conceptualizing ideas. Dr. Ron Shope developed the initial PowerPoint presentation. Others have been helpful as well. Dong Dong Zhang provided inspiration for many applied ideas and support at critical phases of the project. Other graduate students offered useful ideas, including Michael Toland, Kathy Shapely, and many other students in our graduate program area (quantitative, qualitative, and psychometric methods of education), as did students in classes on the foundations of educational research. Dr. Bill Mickelson served as a statistics consultant and quantitative analysis reviewer on earlier editions.

We are also indebted to Kevin Davis at Pearson for initiating this book and providing the vision to launch it as the “next-generation” research methods text in education. Carolyn Schweitzer, our development editor at Pearson for this edition, offered a close eye for detail, support, and helpful suggestions to improve the text for the reader.

Numerous reviewers helped to shape this book: Jacqueline Swank—University of Florida; Linda S. Behar-Horenstein and Susan Carol Losh—Florida State University; and Keena Arbuthnot—Louisiana State University.

This page intentionally left blank

Brief Contents

Preface vii

Detailed Contents xv

PART 1 An Introduction to Educational Research 1

CHAPTER 1 *The Process of Conducting Research Using Quantitative and Qualitative Approaches* 2

PART 2 The Steps in the Process of Research 57

CHAPTER 2 *Identifying a Research Problem* 58

CHAPTER 3 *Reviewing the Literature* 78

CHAPTER 4 *Specifying a Purpose and Research Questions or Hypotheses* 108

CHAPTER 5 *Collecting Quantitative Data* 138

CHAPTER 6 *Analyzing and Interpreting Quantitative Data* 172

CHAPTER 7 *Collecting Qualitative Data* 204

CHAPTER 8 *Analyzing and Interpreting Qualitative Data* 236

CHAPTER 9 *Reporting and Evaluating Research* 266

PART 3 Research Designs 293

CHAPTER 10 *Experimental Designs* 294

CHAPTER 11 *Correlational Designs* 342

CHAPTER 12 *Survey Designs* 384

CHAPTER 13 *Grounded Theory Designs* 433

CHAPTER 14 *Ethnographic Designs* 473

CHAPTER 15 *Narrative Research Designs* 512

CHAPTER 16 *Mixed Methods Designs* 544

CHAPTER 17 *Action Research Designs* 586

- APPENDIX A** *Determine Size Using Sample Size Tables* 612
- APPENDIX B** *Commonly Used Statistics in Educational Research* 616
- APPENDIX C** *Nonnormal Distribution* 617
- APPENDIX D** *Strategies for Defending a Research Proposal* 618

Glossary 620

References 631

Author Index 640

Subject Index 647

Detailed Contents

Preface vii

Brief Contents xiii

PART 1 An Introduction to Educational Research 1

Chapter 1 *The Process of Conducting Research Using Quantitative and Qualitative Approaches* 2

A Definition of Research and Its Importance 3

Research Adds to Our Knowledge 4 • *Research Improves Practice* 4 • *Research Informs Policy Debates* 6 • *Several Problems with Research Today* 6

The Six Steps in the Process of Research 7

Identifying a Research Problem 7 • *Reviewing the Literature* 8 • *Specifying a Purpose for Research* 9 • *Collecting Data* 9 • *Analyzing and Interpreting the Data* 10 • *Reporting and Evaluating Research* 10

The Characteristics of Quantitative and Qualitative Research in Each of the Six Steps 11

Quantitative Research Characteristics 13 • *Qualitative Research Characteristics* 16 • *Similarities and Differences between Quantitative and Qualitative Research* 19 • *Research Designs Associated with Quantitative and Qualitative Research* 20

Important Ethical Issues in Conducting Research 22

Institutional Review Boards 22 • *Professional Associations* 23 • *Ethical Practices throughout the Research Process* 23

Skills Needed to Design and Conduct Research 24

Solving Puzzles 25 • *Lengthening Your Attention Span* 25 • *Learning to Use Library Resources* 25 • *Writing, Editing, and More Writing* 25

Key Ideas in the Chapter 26

The Definition and Importance of Educational Research 26 • *The Six Steps in the Process of*

Research 26 • *The Characteristics of Quantitative and Qualitative Research* 26 • *The Types of Research Designs Associated with Quantitative and Qualitative Research* 26 • *The Important Ethical Issues* 27 • *The Skills Needed to Design and Conduct Research* 27

Useful Information for Producers of Research 27

Useful Information for Consumers of Research 27

PART 2 The Steps in the Process of Research 57

Chapter 2 *Identifying a Research Problem* 58

What Is a Research Problem, and Why Is It Important? 59

How Does the Research Problem Differ from Other Parts of Research? 59

Can and Should Problems Be Researched? 61

Can You Gain Access to People and Sites? 61 • *Can You Find Time, Locate Resources, and Use Your Skills?* 61 • *Should the Problem Be Researched?* 62

How Does the Research Problem Differ in Quantitative and Qualitative Research? 63

How Do You Write a “Statement of the Problem” Section? 64

The Topic 64 • *The Research Problem* 66 • *Justification of the Importance of the Problem* 66 • *Deficiencies in What We Know* 69 • *The Audience* 70

What Are Some Strategies for Writing the “Statement of the Problem” Section? 70

A Template 70 • *Other Writing Strategies* 71

Examples of “Statement of the Problem” Sections 72

Reexamining the Parent Involvement and the Mothers’ Trust in School Principals Studies 75

Key Ideas in the Chapter 76

Define a Research Problem and Explain Its Importance 76 • *Distinguish between a Research*

Problem and Other Parts of Research 76 •
*Criteria for Deciding Whether a Problem Can
 and Should Be Researched* 76 • *The Difference
 between Quantitative and Qualitative Research
 Problems* 76 • *The Five Elements of a “Statement
 of the Problem” Section* 76 • *Strategies Useful in
 Writing the “Statement of the Problem” Section* 76

Useful Information for Producers of Research 76

Useful Information for Consumers of Research 77

Chapter 3 *Reviewing the Literature* 78

What Is a Literature Review, and Why Is It Important? 79

*How Does the Literature Review Differ for Quantitative
 and Qualitative Studies?* 79

What Are the Six Steps in Conducting a Literature
 Review? 80

Identify Key Terms 81 • *Locate Literature* 82 •
Critically Evaluate and Select the Literature 91 •
Organize the Literature 92 • *Synthesize the
 Literature* 94 • *Write a Literature Review* 96

Reexamining the Parent Involvement and the Mothers’
 Trust in Principals Studies 103

*Literature Review Analysis in a Quantitative
 Study* 104 • *Literature Review Analysis in a
 Qualitative Study* 104

Key Ideas in the Chapter 105

*What Is a Review of the Literature, and Why Is It
 Important?* 105 • *The Six Steps in Conducting a
 Literature Review* 105

Useful Information for Producers of Research 106

Useful Information for Consumers of Research 107

Conducting Your Research 107

Chapter 4 *Specifying a Purpose and Research Questions or Hypotheses* 108

What Are Purpose Statements, Research Questions,
 Hypotheses, and Objectives? 109

The Purpose Statement 109 • *Research
 Questions* 110 • *Hypotheses* 110 • *Research
 Objectives* 111

Why Are These Statements and Questions
 Important? 111

How Do You Design Quantitative Purpose Statements,
 Research Questions, and Hypotheses? 111

Specify Variables 112 • *The Family of
 Variables* 113 • *Theories and Testing of
 Variables* 119 • *Writing Quantitative Purpose*

Statements 122 • *Writing Quantitative Research
 Questions* 123 • *Writing Quantitative Hypotheses* 125

How Do You Design Qualitative Purpose Statements and
 Research Questions? 127

*Differentiating between Quantitative and
 Qualitative Purpose Statements and Research
 Questions* 127 • *The Central Phenomenon in
 Qualitative Research* 128 • *Emerging Processes in
 Qualitative Research* 129 • *Writing Qualitative
 Purpose Statements* 130 • *Writing Qualitative
 Research Questions* 131

Reexamining the Parent Involvement and Mothers’ Trust in
 Principals Studies 135

Key Ideas in the Chapter 136

*Distinguish among Purpose Statements, Research
 Questions, Hypotheses, and Objectives* 136 • *Know
 Why These Statements and Questions Are
 Important* 136 • *Write Quantitative
 Purpose Statements, Research Questions, and
 Hypotheses* 136 • *Write Qualitative Purpose
 Statements and Research Questions* 136

Useful Information for Producers of Research 137

Useful Information for Consumers of Research 137

Conducting Your Research 137

Chapter 5 *Collecting Quantitative Data* 138

Five Steps in the Process of Data Collection 138

What Participants Will You Study? 139

Identify Your Unit of Analysis 139 • *Specify the
 Population and Sample* 139

What Permissions Will You Need? 144

Obtain Different Types of Permissions 145 • *Obtain
 Informed Consent* 145

What Are Your Options for Collecting Information? 147

*Specify Variables from Research Questions and
 Hypotheses* 148 • *Operationally Define Each
 Variable* 148 • *Choose Types of Data and
 Measures* 149

What Instrument Will You Use to Collect Data? 156

Locate or Develop an Instrument 156 • *Search for
 an Instrument* 157 • *Criteria for Choosing a Good
 Instrument* 157

How Will You Administer the Data Collection? 167

Standardization 167 • *Ethical Issues* 168

Reexamining the Quantitative Parent Involvement Study 168

Key Ideas in the Chapter 169

*State the Five Steps in the Process of Quantitative
 Data Collection* 169 • *Identify How to Select*

Participants for a Study 169 • *Identify the Permissions Needed for a Study* 169 • *List Different Options for Collecting Information* 169 • *Locate, Select, and Assess an Instrument(s) for Use in Data Collection* 170 • *Describe Procedures for Administering Quantitative Data Collection* 170

Useful Information for Producers of Research 170

Useful Information for Consumers of Research 171

Conducting Your Research 171

Chapter 6 Analyzing and Interpreting Quantitative Data 172

What Are the Steps in the Process of Quantitative Data Analysis? 173

How Do You Prepare the Data for Analysis? 173
Score the Data 173 • *Determine the Types of Scores to Analyze* 175 • *Select a Statistical Program* 176 • *Input Data* 177 • *Clean and Account for Missing Data* 179

How Do You Analyze the Data? 181
Conduct Descriptive Analysis 181 • *Conduct Inferential Analysis* 186

How Do You Report the Results? 196
Tables 197 • *Figures* 197 • *Present Results* 198

How Do You Interpret the Results? 199
Summarize the Major Results 199 • *Explain Why the Results Occurred* 200 • *Advance Limitations* 200 • *Suggest Future Research* 200

Reexamining Data Analysis and Interpretation in the Parent Involvement Study 201

Key Ideas in the Chapter 202

Identify the Steps in the Process of Analyzing and Interpreting Quantitative Data 202 • *Preparing Your Data for Analysis* 202 • *Analyzing the Data* 202 • *Reporting the Results* 202 • *Interpreting the Results* 203

Useful Information for Producers of Research 203

Useful Information for Consumers of Research 203

Conducting Your Research 203

Chapter 7 Collecting Qualitative Data 204

What Are the Five Process Steps in Qualitative Data Collection? 205

What Are the Different Purposeful Sampling Approaches for Selecting Participants and Sites? 206
Purposeful Sampling 206 • *Sample Size or Number of Research Sites* 209

What Types of Permissions Will Be Required to Gain Access to Participants and Sites? 210
Seek Institutional Review Board Approval 210 • *Gatekeepers* 211

What Types of Qualitative Data Will You Collect? 212
Observations 213 • *Interviews* 217 • *Documents* 223 • *Audiovisual Materials* 224

What Procedures Will Be Used to Record Data? 225
Using Protocols 225

What Field and Ethical Issues Need to Be Anticipated? 229
Field Issues 229 • *Ethical Issues* 231

Revisiting the Mothers' Trust in Principals Qualitative Study 233

Key Ideas in the Chapter 234

Five Process Steps in Collecting Data 234 • *Sampling Approaches to Selecting Participants and Sites* 234 • *Permissions Required to Gain Access* 234 • *Various Types of Qualitative Data to Collect* 234 • *Procedures for Recording Data* 234 • *Field Issues and Ethical Considerations in Data Collection* 234

Useful Information for Producers of Research 235

Useful Information for Consumers of Research 235

Conducting Your Research 235

Chapter 8 Analyzing and Interpreting Qualitative Data 236

What Are the Six Steps in Analyzing and Interpreting Qualitative Data? 237

How Do You Prepare and Organize the Data for Analysis? 238
Organize Data 238 • *Transcribe Data* 239 • *Analyze by Hand or Computer* 240 • *Use of Qualitative Data Analysis Software Programs* 241

How Do You Explore and Code the Data? 243
Explore the General Sense of the Data 243 • *Code the Data* 243

How Do You Use Codes to Build Description and Themes? 248
Description 249 • *Themes* 251 • *Layering and Interrelating Themes* 253

How Do You Represent and Report Findings? 255
Representing Findings 255 • *Reporting Findings* 257

How Do You Interpret Findings? 259
Summarize Findings 259 • *Convey Personal Reflections* 259 • *Make Comparisons to the*

Literature 260 • *Offer Limitations and Suggestions for Future Research* 260

How Do You Validate the Accuracy of Your Findings? 261

Reexamining Qualitative Data Analysis in the Mothers' Trust in Principals Case Study 262

Key Ideas in the Chapter 263

Six Steps in the Process of Analyzing and Interpreting Qualitative Data 263 • *Prepare and Organize the Data for Analysis* 263 • *Explore and Code the Data* 263 • *Coding to Build Description and Themes* 263 • *Represent and Report Qualitative Findings* 264 • *Interpret the Findings* 264 • *Validate the Accuracy of the Findings* 264

Useful Information for Producers of Research 264

Useful Information for Consumers of Research 265

Conducting Your Research 265

Chapter 9 *Reporting and Evaluating Research* 266

What Is a Research Report, and What Are Its Types? 267

What Audience Will Receive the Report? 267 • *What Are the Types of Research Reports?* 268

How Should You Structure Your Report? 273

Look at the Physical Structure of Research Reports 273 • *Design an Appropriate Quantitative Structure* 274 • *Design an Appropriate Qualitative Structure* 274

How Do You Write in a Sensitive, Ethical, and Scholarly Way? 278

Use Language That Reduces Bias 278 • *Encode Scholarly Terms into Your Research* 279 • *Use Ethical Reporting and Writing of Research Results* 280 • *Use an Appropriate Point of View* 281 • *Balance Your Research and Content* 282 • *Interconnect Sections for Consistency* 282 • *Advance a Concise Title* 283

How Do You Evaluate the Quality of Your Research? 284

Employ Appropriate Standards 284 • *Quantitative Standards* 284 • *Qualitative Standards* 285 • *Evaluate with a Process Approach* 286

Reexamining the Parent Involvement and Mothers' Trust in Principals Studies 289

Key Ideas in the Chapter 289

The Purpose of a Research Report and Its Types 289 • *How to Structure Your Research Report* 290 • *Sensitive, Ethical, and Scholarly Writing Practices* 290 • *Criteria for Evaluating a Research Report* 290

Useful Information for Producers of Research 290

Useful Information for Consumers of Research 291

Conducting Your Research 291

PART 3 Research Designs 293

Chapter 10 *Experimental Designs* 294

What Is an Experiment, When Should You Use It, and How Did It Develop? 295

When Do You Use an Experiment? 295 • *Making Causal Inferences* 295 • *When Did Experiments Develop?* 296

What Are Key Characteristics of Experiments? 297

Random Assignment 297 • *Control over Extraneous Variables* 298 • *Manipulating Treatment Conditions* 302 • *Outcome Measures* 303 • *Group Comparisons* 303 • *Threats to Validity* 305

What Are the Types of Experimental Designs? 309

Between-Group Designs 310 • *Within-Group or Individual Designs* 316

What Are Potential Ethical Issues in Experimental Research? 324

What Are the Steps in Conducting Experimental Research? 326

Step 1. Decide If an Experiment Addresses Your Research Problem 327 • *Step 2. Form Hypotheses to Test Cause-and-Effect Relationships* 327 • *Step 3. Select an Experimental Unit and Identify Study Participants* 327 • *Step 4. Select an Experimental Treatment and Introduce It* 328 • *Step 5. Choose a Type of Experimental Design* 329 • *Step 6. Conduct the Experiment* 329 • *Step 7. Organize and Analyze the Data* 329 • *Step 8. Develop an Experimental Research Report* 329

How Do You Evaluate Experimental Research? 330

Key Ideas in the Chapter 331

A Definition of Experimental Research, When to Use It, and How It Developed 331 • *Key Characteristics of Experimental Research* 331 • *Types of Experimental Designs* 331 • *Ethical Issues in Experimental Research* 331 • *Steps in Conducting an Experiment* 332 • *Evaluating an Experiment* 332

Useful Information for Producers of Research 332

Useful Information for Consumers of Research 333

Additional Resources You Might Examine 333

Chapter 11 *Correlational Designs* 342

What Is Correlational Research, When Do You Use It, and How Did It Develop? 343

When Do You Use Correlational Research? 343 • *How Did Correlational Research Develop?* 343

What Are the Types of Correlational Designs? 345
The Explanatory Design 345 • *The Prediction Design* 346

What Are the Key Characteristics of Correlational Designs? 347
Associations between Scores 348 • *Displays of Scores* 351 • *Multiple Variable Analysis* 353 • *Using Advanced Correlational Statistical Procedures* 358

Potential Ethical Issues in Conducting Correlational Research 362

What Are the Steps in Conducting a Correlational Study? 363
Step 1. Determine If a Correlational Study Best Addresses the Research Problem 363 • *Step 2. Identify Individuals to Study* 364 • *Step 3. Identify Two or More Measures for Each Individual in the Study* 364 • *Step 4. Collect Data and Monitor Potential Threats* 364 • *Step 5. Analyze the Data and Represent the Results* 365 • *Step 6. Interpret the Results* 366

How Do You Evaluate a Correlational Study? 366

Key Ideas in the Chapter 367

The Definition, Use, and Development of Correlational Research 367 • *Types of Correlational Designs* 368 • *Key Characteristics of Correlational Designs* 368 • *Ethical Issues in Conducting Correlational Research* 368 • *Steps in Conducting a Correlational Study* 368 • *Criteria for Evaluating a Correlational Study* 369

Useful Information for Producers of Research 369

Useful Information for Consumers of Research 369

Additional Resources You Might Examine 369

Examples of Studies That Use a Survey Design 370

Chapter 12 Survey Designs 384

What Is Survey Research, When Do You Use It, and How Did It Develop? 385

When Do You Use Survey Research? 385 • *How Did Survey Research Develop?* 385

What Are the Types of Survey Designs? 386

Cross-Sectional Survey Designs 386 • *Longitudinal Survey Designs* 388

What Are the Key Characteristics of Survey Research? 389

Sampling from a Population 390 • *Questionnaires and Interviews* 391 • *Instrument Design* 394 • *Response Rate* 399

How Do You Construct and Analyze an Online or Mailed Questionnaire? 401

The Cover Letter 402 • *Overall Questionnaire Construction* 402 • *Data Analysis of a Research Questionnaire* 408

How Do You Design and Conduct an Interview Survey? 409

Stance of the Interviewer 409 • *Training of Interviewers* 409 • *Steps in Interviewing* 409 • *A Telephone Interview Guide* 410 • *Unique Considerations of Telephone Interviews* 410

What Are Potential Ethical Issues in Survey Research? 412

What Are the Steps in Conducting Survey Research? 413

Step 1. Decide If a Survey Is the Best Design to Use 413 • *Step 2. Identify the Research Questions or Hypotheses* 413 • *Step 3. Identify the Population, the Sampling Frame, and the Sample* 413 • *Step 4. Determine the Survey Design and Data Collection Procedures* 414 • *Step 5. Develop or Locate an Instrument* 414 • *Step 6. Administer the Instrument* 414 • *Step 7. Analyze the Data to Address the Research Questions or Hypotheses* 414 • *Step 8. Write the Report* 414

How Do You Evaluate Survey Research? 415

Key Ideas in the Chapter 415

Defining Survey Research, When to Use It, and How It Developed 415 • *Types of Survey Designs* 415 • *Key Characteristics of Survey Research* 415 • *Constructing and Using an Online or Mailed Questionnaire* 417 • *Designing and Conducting an Interview Survey* 417 • *Potential Ethical Issues in Survey Research* 417 • *Steps in Conducting Survey Research* 417 • *Criteria for Evaluating Survey Research* 417

Useful Information for Producers of Research 418

Useful Information for Consumers of Research 418

Additional Resources You Might Examine 418

Examples of Studies That Use a Survey Design 420

Chapter 13 Grounded Theory Designs 433

What Is Grounded Theory Research, When Should You Use It, and How Did It Develop? 434

When Do You Use Grounded Theory? 434 • *How Did Grounded Theory Develop?* 434

Types of Grounded Theory Designs 435

The Systematic Design 435 • *The Emerging Design* 440 • *The Constructivist Design* 441 • *Choosing among the Designs* 442

The Key Characteristics of Grounded Theory Research 442

A Process Approach 443 • *Theoretical Sampling* 444 • *Constant Comparative Data Analysis* 445 • *A Core Category* 446 • *Theory Generation* 447 • *Memos* 450

Potential Ethical Issues in Grounded Theory Research	451
What Are the Steps in Conducting Grounded Theory Research?	452
<i>Step 1. Decide If a Grounded Theory Design Best Addresses the Research Problem</i>	452
<i>Step 2. Identify a Process to Study</i>	452
<i>Step 3. Seek Approval and Access</i>	452
<i>Step 4. Conduct Theoretical Sampling</i>	453
<i>Step 5. Code the Data</i>	453
<i>Step 6. Use Selective Coding and Develop the Theory</i>	453
<i>Step 7. Validate Your Theory</i>	453
<i>Step 8. Write a Grounded Theory Research Report</i>	454
How Do You Evaluate Grounded Theory Research?	454
Key Ideas in the Chapter	454
<i>What Grounded Theory Is, When to Use It, and How It Developed</i>	454
<i>Three Types of Grounded Theory Designs</i>	455
<i>Key Characteristics of Grounded Theory Research</i>	456
<i>Potential Ethical Issues in Grounded Theory Research</i>	456
<i>Steps in Conducting a Grounded Theory Study</i>	456
<i>Evaluating the Quality of a Grounded Theory Study</i>	456
Useful Information for Producers of Research	456
Useful Information for Consumers of Research	457
Additional Resources You Might Examine	457
Examples of Studies That Use a Grounded Theory Design	458
Chapter 14 Ethnographic Designs	473
What Is Ethnographic Research, When Should You Use It, and How Did It Develop?	474
<i>When Do You Conduct an Ethnography?</i>	474
<i>How Did Ethnographic Research Develop?</i>	474
What Are the Types of Ethnographic Designs?	476
<i>Realist Ethnographies</i>	476
<i>Case Studies</i>	477
<i>Critical Ethnographies</i>	478
What Are the Key Characteristics of Ethnographic Research?	480
<i>Cultural Themes</i>	480
<i>A Culture-Sharing Group</i>	481
<i>Shared Patterns of Behavior, Belief, and Language</i>	482
<i>Fieldwork</i>	482
<i>Description, Themes, and Interpretation</i>	484
<i>Context or Setting</i>	485
<i>Researcher Reflexivity</i>	486
Ethical Issues in Conducting Ethnographic Research	486
What Are the Steps in Conducting an Ethnography?	487
<i>Step 1. Identify Intent and the Type of Design and Relate Intent to Your Research Problem</i>	488
<i>Step 2. Discuss Approval and Access Considerations</i>	488
<i>Step 3. Use Appropriate Data Collection Procedures</i>	490
<i>Step 4.</i>	

Analyze and Interpret Data within a Design 490 • *Step 5. Write the Report Consistent with Your Design* 491

How Do You Evaluate an Ethnography? 491

Key Ideas in the Chapter 492

Defining Ethnographic Research, Its Use, and Its Development 492 • *Three Types of Ethnographic Designs* 493 • *Potential Ethical Issues in Ethnographic Research* 493 • *Steps in Conducting an Ethnography* 493 • *Criteria for Evaluating an Ethnography Study* 494

Useful Information for Producers of Research 494

Useful Information for Consumers of Research 494

Additional Resources You Might Examine 495

Examples of Studies That Use an Ethnographic Design 497

Chapter 15 Narrative Research Designs 512

What Is Narrative Research, When Do You Use It, and How Did It Develop? 513

When Do You Use Narrative Research? 513 •

How Did Narrative Research Develop? 513

What Are the Types of Narrative Designs? 514

Who Writes or Records the Story? 515 • *How Much of a Life Is Recorded and Presented?* 515 • *Who Provides the Story?* 515 • *Is a Theoretical Lens Being Used?* 516 • *Can Narrative Forms Be Combined?* 516

What Are the Key Characteristics of Narrative Designs? 516

Individual Experiences 518 • *Chronology of the Experiences* 519 • *Collecting Individual Stories* 519 • *Restorying* 519 • *Coding for Themes* 522 • *Context or Setting* 522 • *Collaborating with Participants* 522

What Are Some Potential Ethical Issues in Gathering Stories? 523

What Are the Steps in Conducting Narrative Research? 524

Step 1. Identify a Phenomenon to Explore That Addresses an Educational Problem 524 • *Step 2. Purposefully Select an Individual from Whom You Can Learn about the Phenomenon* 524 • *Step 3. Collect the Story from That Individual* 525 • *Step 4. Restory or Retell the Individual's Story* 526 • *Step 5. Collaborate with the Participant—Storyteller* 526 • *Step 6. Write a Story about the Participant's Experiences* 526 • *Step 7. Validate the Accuracy of the Report* 526

How Do You Evaluate Narrative Research? 527

Key Ideas in the Chapter 528

What Is Narrative Research, When Is It Used, and How Did It Develop? 528 • *The Types of Narrative*

Designs 528 • *The Key Characteristics of Narrative Designs* 528 • *Potential Ethical Issues in Gathering Stories* 528 • *Steps in Conducting a Narrative Study* 528 • *Evaluating a Narrative Study* 529

Useful Information for Producers of Research 529

Useful Information for Consumers of Research 529

Additional Resources You Might Examine 529

Examples of Studies That Use a Narrative Design 532

Chapter 16 *Mixed Methods Designs* 544

What Is Mixed Methods Research, When Is It Used, and How Did It Develop? 545

When Do You Conduct a Mixed Methods Study? 545 • *How Did Mixed Methods Research Develop?* 546

What Are the Types of Mixed Methods Designs? 549

The Convergent Design 551 • *The Explanatory Sequential Design* 553 • *The Exploratory Sequential Design* 554 • *The Experimental Design* 555 • *The Social Justice Design* 558 • *Multistage Evaluation Design* 559

What Are the Key Characteristics of Mixed Methods Designs? 560

Collect and Analyze Quantitative and Qualitative Data 560 • *Use Rigorous Methods* 560 • *Integration (Combining the Databases)* 561 • *Use a Specific Mixed Methods Design* 562 • *Frame the Study within Theory and Philosophy* 562 • *Give Priority to Either Quantitative or Qualitative Research or Both* 563 • *Sequence the Quantitative and Qualitative Methods* 563 • *Diagram the Procedures* 563

What Are Some Potential Ethical Issues in Mixed Methods Research? 564

What Are the Steps in Conducting a Mixed Methods Study? 565

Step 1. Determine If a Mixed Methods Study Is Feasible 565 • *Step 2. Identify a Rationale for Mixing Methods* 565 • *Step 3. Identify a Data Collection Strategy* 566 • *Step 4. Develop Quantitative, Qualitative, and Mixed Methods Questions* 566 • *Step 5. Collect Quantitative and Qualitative Data* 567 • *Step 6. Analyze Data Separately, Concurrently, or Both* 567 • *Step 7. Write the Report as a One- or Two-Phase Study or a Multiple-Stage Study* 567

How Do You Evaluate a Mixed Methods Study? 568

Key Ideas in the Chapter 569

Mixed Method Research, Its Use, and Its Development 569 • *Types of Mixed Methods*

Designs 569 • *Key Characteristics of Mixed Methods Research* 569 • *Potential Ethical Issues in Mixed Methods Research* 570 • *Steps Used in Conducting Mixed Methods Research* 570 • *Evaluating a Mixed Methods Study* 570

Useful Information for Consumers of Research 570

Useful Information for Producers of Research 571

Additional Resources You Might Examine 571

Examples of Studies That Use a Mixed Methods Design 572

Chapter 17 *Action Research Designs* 586

What Is Action Research, When Do You Use It, and How Did It Develop? 587

When Do You Use Action Research? 587 • *How Did Action Research Develop?* 587

What Are the Types of Action Research Designs? 589

Practical Action Research 589 • *Participatory Action Research* 592

What Are the Key Characteristics of Action Research? 596

A Practical Focus 596 • *The Educator–Researcher’s Own Practices* 596 • *Collaboration* 596 • *A Dynamic Process* 597 • *A Plan of Action* 597 • *Sharing Research* 597

What Are Some Potential Ethical Issues in Action Research? 598

What Are the Steps in Conducting an Action Research Study? 599

Step 1. Determine If Action Research Is the Best Design to Use 599 • *Step 2. Identify a Problem to Study* 599 • *Step 3. Locate Resources to Help Address the Problem* 599 • *Step 4. Identify Information You Will Need* 599 • *Step 5. Implement the Data Collection* 600 • *Step 6. Analyze the Data* 601 • *Step 7. Develop a Plan for Action* 601 • *Step 8. Implement the Plan and Reflect* 601

How Do You Evaluate an Action Research Study? 601

Key Ideas in the Chapter 602

Definition of Action Research, Its Use, and Its Development 602 • *Types of Action Research Designs* 603 • *Key Characteristics of Action Research* 603 • *Potential Ethical Issues in Action Research* 603 • *Steps in Conducting an Action Research Study* 603 • *Evaluating an Action Research Study* 603

Useful Information for Producers of Research 604

Useful Information for Consumers of Research 604

Additional Resources You Might Examine 604

Examples of Studies That Use an Action Research Design 606

Appendix A	<i>Determine Size Using Sample Size Tables</i>	612
Appendix B	<i>Commonly Used Statistics in Educational Research</i>	616
Appendix C	<i>Nonnormal Distribution</i>	617
Appendix D	<i>Strategies for Defending a Research Proposal</i>	618
	<i>Glossary</i>	620
	<i>References</i>	631
	<i>Author Index</i>	640
	<i>Subject Index</i>	647

EDUCATIONAL
RESEARCH

This page intentionally left blank

PART 1

An Introduction to Educational Research

Consider research your personal journey. It will be challenging but also exciting. Pack along for your journey a tool kit. In Chapter 1, you will be introduced to the basic supplies. In your pack, place a solid understanding of “research.” Also include a map—the six steps in the process of conducting research. Realize that on this journey, you need to respect people and the places you visit. Enjoy the process using your natural skills, such as your ability to solve puzzles, use library resources, and write. After learning the process of research, decide on which of two major paths—quantitative or qualitative research—you will follow. Each is viable, and, in the end, you may choose to incorporate both, but as you begin a study, consider one of the paths for your research journey.

Let us begin.

The Process of Conducting Research Using Quantitative and Qualitative Approaches

What is research? Research is a process in which you engage in a small set of logical steps to understand a topic or issue. In this chapter, I define research, discuss why it is important, advance six steps for conducting research, and identify how you can conduct research ethically by employing skills that you already have. You can approach research in two ways—through a quantitative study or a qualitative study—depending on the type of problem you need to research. Your choice of one of these approaches will shape the procedures you use in each of the six steps of research. In this chapter, I explore the many ways these two approaches are similar and different.

By the end of this chapter, you should be able to:

- Define and describe the importance of educational research.
- Describe the six steps in the process of research.
- Identify the characteristics of quantitative and qualitative research in the six steps.
- Identify the type of research designs associated with quantitative and qualitative research.
- Discuss important ethical issues in conducting research.
- Recognize skills needed to design and conduct research.

To begin, consider Maria, a teacher with 10 years of experience who teaches English at a midsize metropolitan high school. Lately, a number of incidents in the school district have involved students possessing weapons:

- A teacher found a 10th grader hiding a knife in his locker.
- A 12th-grade student threatened another student, telling him “he wouldn’t see the light of day” unless he stopped harassing her.
- At a nearby high school, a student pointed a handgun at another student outside the school.

These incidents alarm district officials, school administrators, and teachers. The principal forms a committee made up of administrators and teachers to develop guidelines about how the school should respond to these situations. In response to a call for teachers to serve on this committee, Maria volunteers immediately.

Maria sees the school committee assignment and her graduate program's research study requirement as mutual opportunities to research school violence and weapon possession and to have a positive impact on her school. Where does she begin?

Maria's situation of balancing the dual roles of professional and graduate student may be familiar to you. Let's assess her present research situation:

- Maria recognizes the need to closely examine an important issue—school violence and weapons at school—although she is new to research. However, she is not a stranger to looking up topics in libraries or to searching the Internet when she has a question about something. She has occasionally looked at a few research journals, such as the *High School Journal*, the *Journal of Educational Research*, and *Theory Into Practice*, in her school library, and she has overheard other teachers talking about research studies on the subject of school violence. Although she has no research background, she expects that research will yield important findings for her school committee and also help her fulfill the requirement to conduct a small-scale research study for her graduate degree.
- To complete the required research for her graduate program, Maria must overcome her fears about planning and conducting a study. To do this, she needs to think about research not as a large, formidable task, but rather as a series of small, manageable steps. Knowing these smaller steps is key to the success of planning and completing her research.

Your situation may be similar to Maria's. At this stage, your concerns may start with the question "What is research?"

A DEFINITION OF RESEARCH AND ITS IMPORTANCE

Research is a process of steps used to collect and analyze information to increase our understanding of a topic or issue. At a general level, research consists of three steps:

1. Pose a question
2. Collect data to answer the question
3. Present an answer to the question

This should be a familiar process. You engage in solving problems every day, and you start with a question, collect some information, and then form an answer. Although there are a few more steps in research than these three, this is the overall framework for research. When you examine a published study or conduct your own study, you will find these three parts as the core elements.

Not all individuals in education fields have an understanding and appreciation of research. For some, research may seem like something that is important only for faculty members in colleges and universities. Although it is true that college and university faculty members value and conduct research, personnel in other educational settings, such as school psychologists, principals, school board members, adult educators, college administrators, and graduate students, also read and use research. Research is important for three reasons.

Research Adds to Our Knowledge

Educators strive for continual improvement. This requires addressing problems or issues and searching for potential solutions. **Adding to knowledge** means that educators undertake research to contribute to existing information about issues. We are all aware of pressing educational issues being debated today, such as the integration of AIDS education into the school curriculum.

Research plays a vital role in addressing these issues. Through research, we develop results that help answer questions, and as we accumulate these results, we gain a deeper understanding of the problems. In this way, researchers are much like bricklayers who build a wall brick by brick, continually adding to the wall and, in the process, creating a stronger structure.

How can research specifically add to the knowledge base and existing literature? A research report might provide a study that has not been conducted and thereby fill a void in existing knowledge. It can also provide additional results to confirm or disconfirm results of prior studies. It can help add to the literature about practices that work or advance better practices that educators might try in their educational setting. It can provide information about people and places that have not been previously studied.

Suppose that you decide to research how elementary schoolchildren learn social skills. If you study how children develop social skills and past research has not examined this topic, your research study addresses a gap in knowledge. If your study explores how African American children use social skills on their way home from school, your study might replicate past studies but would test results with new participants at a different research site. If your study examines how children use social skills when at play, not on the school grounds but on the way home from school, the study would contribute to knowledge by expanding our understanding of the topic. If your study examines female children on the way home from school, your study would add female voices seldom heard in the research. If your study has implications for how to teach social skills to students, it has practical value.

Research Improves Practice

Research is also important because it *suggests improvements* for practice. Armed with research results, teachers and other educators become more effective professionals. This effectiveness translates into better learning for kids. For instance, through research, personnel involved in teacher education programs in schools of education know much more about training teachers today than they did 20 years ago. Zeichner (1999) summarized the impact of research on teacher training during this period (see Table 1.1). Teacher trainers today know more about the academic capabilities of students, the characteristics of good teacher training programs, the recurring practices in teacher training programs, the need to challenge student beliefs and worldviews, and the tensions teacher educators face in their institutions. However, before these research results can impact teacher training or any other aspect of education, individuals in educational settings need to be aware of results from investigations, to know how to read research studies, to locate useful conclusions from them, and to apply the findings to their own unique situations. Educators using research may be teachers in preschool through grade 12, superintendents in school district offices, school psychologists working with children with behavioral problems, or adult educators who teach English as a second language. Research may help these individuals improve their practices on the job.

Research offers practicing educators *new ideas* to consider as they go about their jobs. From reading research studies, educators can learn about new practices that have been tried in other settings or situations. For example, the adult educator working with immigrants may find that small-group interaction that focuses on using cultural objects from the various homelands may increase the rate at which immigrants learn the English language.

TABLE 1.1

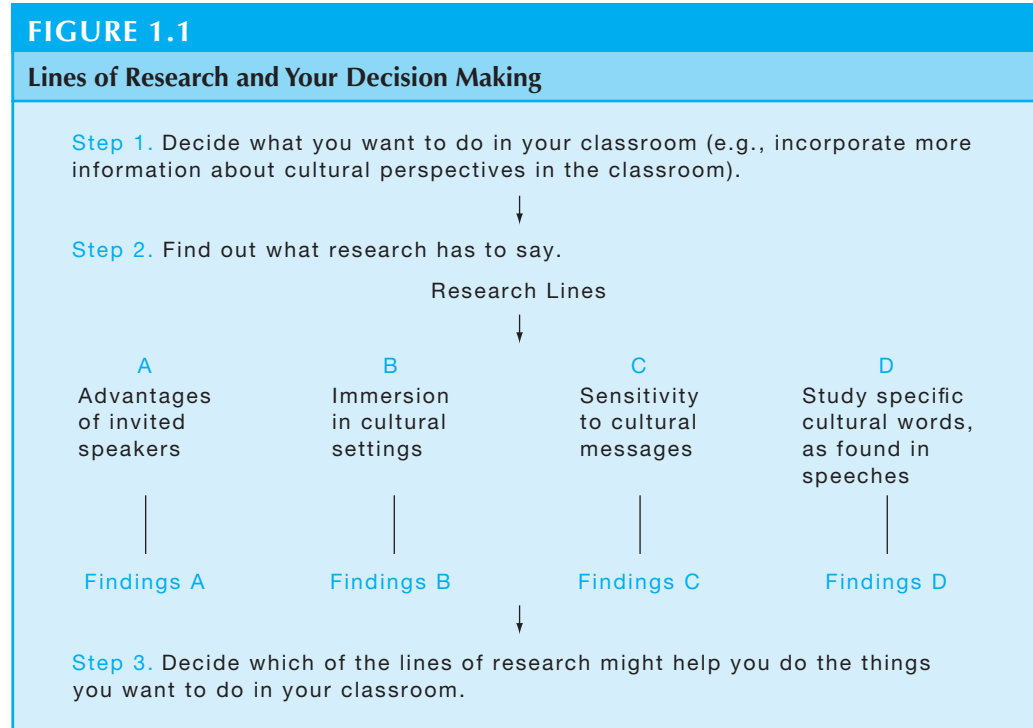
Zeichner's (1999) Summary of Major Research Results in Teacher Education

Research Conducted	What Researchers Have Learned
Surveys about students in teacher education programs	<ul style="list-style-type: none"> • From academic, social class, racial, ethnic, and gender characteristics of both teacher educators and their students, the research has challenged the misconception that students who go into teaching are academically inferior to those who go into other fields. • Despite changing U.S. demographics, teacher education programs admit mostly students who are white, monolingual English speakers.
Specific case studies of individual teacher education programs	<ul style="list-style-type: none"> • Successful teacher education programs have a coherent vision of good teaching and close links to local schools. • Researchers need to spend time living in teacher education programs to understand them.
Conceptual and historical research on teacher education programs	<ul style="list-style-type: none"> • Teacher education programs differ in their approaches, such as the importance of disciplinary knowledge versus students learning versus critiquing societal inequalities in schooling practices. • Programs throughout the 20th century have emphasized recurring practices such as performance-based teacher education.
Studies of learning to teach in different settings	<ul style="list-style-type: none"> • It is difficult to change the tacit beliefs, understandings, and worldviews that students bring to teacher education programs. • The impact of a program on students can be increased through cohort groups, portfolio development, case studies, and narratives in which they examine their beliefs.
Nature and impact of teacher education activities and self-studies	<ul style="list-style-type: none"> • Despite the sometimes unfavorable structural conditions of teacher educators' work, their voices are being heard. • Teachers, in these self-studies, describe the tensions and contradictions involved in being a teacher educator.

Research also helps practitioners *evaluate approaches* that they hope will work with individuals in educational settings. This process involves sifting through research to determine which results will be most useful. This process is demonstrated in Figure 1.1, which focuses on three steps that a classroom teacher might use (Connelly, Dukacz, & Quinlan, 1980). As shown in Figure 1.1, a teacher first decides what needs to be implemented in the classroom, then examines alternative lines of research, and finally decides which line of research might help accomplish what needs to be done.

For example, a reading teacher decides to incorporate more information about cultural perspectives into the classroom. Research suggests that this may be done with classroom interactions by inviting speakers to the room (line A) or by having the children consider and think (cognitively) about different cultural perspectives by talking with individuals at a local cultural center (line B). It may also be accomplished by having the children inquire into cultural messages embedded within advertisements (line C) or identify the cultural subject matter of speeches of famous Americans (line D). A line of research is then chosen that helps the teacher accomplish classroom goals. This teacher might be Maria, our teacher conducting research on weapon possession in schools and its potential for violence. Maria hopes to present options for dealing with this issue to her committee and needs to identify useful research lines and consider approaches taken by other schools.

At a broader level, research helps the practicing educator *build connections* with other educators who are trying out similar ideas in different locations. Special education teachers, for example, may establish connections at research conferences, where individuals report on topics of mutual interest, such as using small-group strategies for discipline management in classrooms.



Source: “Lines of research and your decision-making” from *Curriculum Planning for the Classroom*, edited by F. Michael Connelly, Albert S. Dukacz, and Frank Quinlan. © Ontario Institute for Studies in Education, 1980. Reprinted with permission of the publisher.

Research Informs Policy Debates

In addition to potentially helping educators become better practitioners, research also provides information to policymakers when they research and debate educational topics. Policymakers may range from federal government employees and state workers to local school board members and administrators, and they discuss and take positions on educational issues important to constituencies. For these individuals, research offers results that can help them weigh various perspectives. When policymakers read research on issues, they become informed about current debates and stances taken by other public officials. To be useful, research needs to have clear results, be summarized in a concise fashion, and include data-based evidence. For example, research useful to policymakers might summarize the alternatives on the following:

- Welfare and its effect on children’s schooling among lower-income families
- School choice and the arguments proposed by opponents and proponents

Several Problems with Research Today

Despite the importance of research, we need to realistically evaluate its contributions. Sometimes the results show contradictory or vague findings. An education aide to the Education and Labor Committee of the U.S. House of Representatives for 27 years expressed this confusion: “I read through every single evaluation . . . looking for a hard sentence—a declarative sentence—something that I could put into the legislation, and there were very few” (Viadero, 1999, p. 36). Not only are policymakers looking for a clear “declarative sentence,” but many readers of educational research search for some

evidence that makes a direct statement about an educational issue. On balance, however, research accumulates slowly, and what may seem contradictory comes together to make sense in time. Based on the information known, for example, it took more than 4 years to identify the most rudimentary factors about how chairpersons help faculty become better researchers (Creswell, Wheeler, Seagren, Egly, & Beyer, 1990).

Another problem with research is the issue of questionable data. The author of a particular research report may not have gathered information from people who are able to understand and address the problem. The number of participants may also be dismally low, which can cause problems in drawing appropriate statistical conclusions. The survey used in a study may contain questions that are ambiguous and vague. At a technical level, the researcher may have chosen an inappropriate statistic for analyzing the data. Just because research is published in a well-known journal does not automatically make it “good” research.

To these issues, we could add unclear statements about the intent of the study, the lack of full disclosure of data collection procedures, or vague statements of the research problem that drives the inquiry. Research has limits, and you need to know how to decipher research studies because researchers may not write them as clearly and accurately as you would like. We cannot erase all “poor” research reported in the educational field. We can, however, as responsible inquirers, seek to reconcile different findings and employ sound procedures to collect and analyze data and to provide clear direction for our own research.

THE SIX STEPS IN THE PROCESS OF RESEARCH

When researchers conduct a study, they proceed through a distinct set of steps. Years ago, these steps were identified as the “scientific method” of inquiry (Kerlinger, 1972; Leedy & Ormrod, 2016). Using a “scientific method,” researchers do the following:

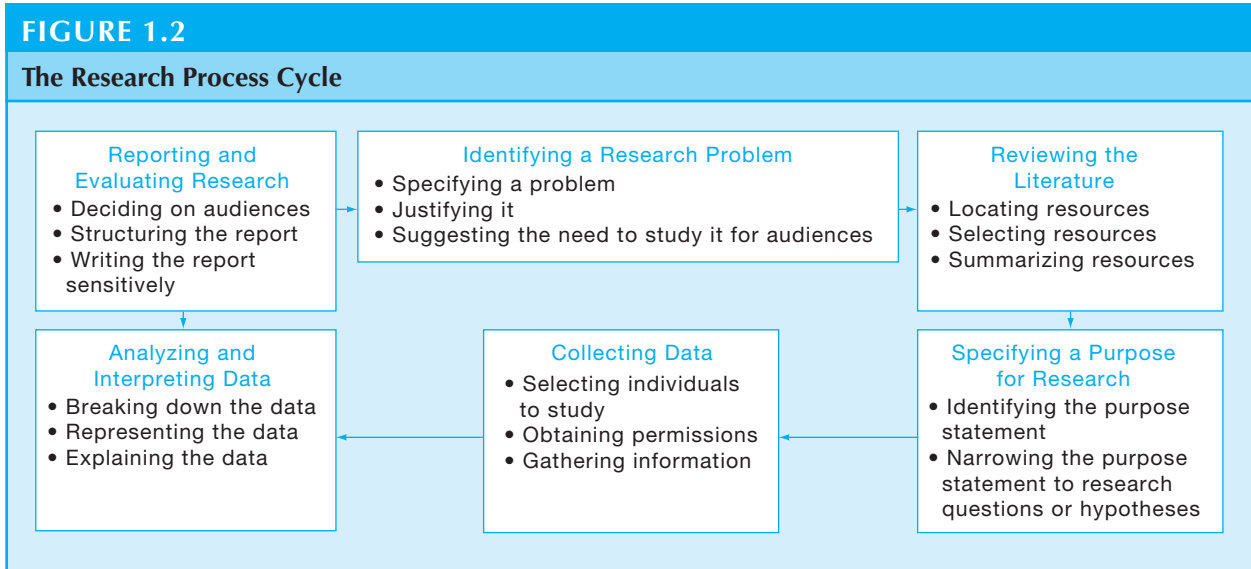
- Identify a problem that defines the goal of research
- Make a prediction that, if confirmed, resolves the problem
- Gather data relevant to this prediction
- Analyze and interpret the data to see if it supports the prediction and resolves the question that initiated the research

Applied today, these steps provide the foundation for educational research. Although not all studies include predictions, you engage in these steps whenever you undertake a research study. As shown in Figure 1.2, the **process of research** consists of six steps:

1. Identifying a research problem
2. Reviewing the literature
3. Specifying a purpose for research
4. Collecting data
5. Analyzing and interpreting the data
6. Reporting and evaluating research

Identifying a Research Problem

You begin a research study by identifying a topic to study—typically an issue or problem in education that needs to be resolved. **Identifying a research problem** consists of specifying an issue to study, developing a justification for studying it, and suggesting



the importance of the study for select audiences that will read the report. By specifying a “problem,” you limit the subject matter and focus attention on a specific aspect of study. Consider the following “problems,” each of which merits research:

- Teens are not learning how to connect to others in their communities.
- Teenage smoking will lead to many premature deaths.

These needs, issues, or controversies arise out of an educational need expressed by teachers, schools, policymakers, or researchers, and we refer to them as *research problems*. You will state them in introductory sections of a research report and provide a rationale for their importance. In a formal sense, these problems are part of a larger written section called the “statement of the problem,” and this section includes the topic, the problem, a justification for the problem, and the importance of studying it for specific audiences, such as teachers, administrators, or researchers.

Let’s examine Maria’s research to see how she will specify her study’s research problem.

Maria plans to study school violence and weapon possession in schools. She starts with a problem: escalating weapon possession among students in high schools. She needs to justify the problem by providing evidence about the importance of this problem and documenting how her study will provide new insight into the problem.

In her research, Marie will need to identify and justify the research problem that she is studying.

Reviewing the Literature

It is important to know who has studied the research problem you plan to examine. You may fear that you will initiate and conduct a study that merely replicates prior research. However, faculty and advisers often fear that you will plan a study that does not build on existing knowledge and does not add to the accumulation of findings on a topic. Because of these concerns, reviewing the literature is an important step in the research process. **Reviewing the literature** means locating summaries, books, journals, and

indexed publications on a topic; selectively choosing which literature to include in your review; synthesizing the literature and then summarizing the literature in a written report.

The skills required for reviewing the literature develop over time and with practice. You can learn how to locate journal articles and books through an academic library's computerized databases, choose and evaluate the quality of research on your topic, and summarize it in a review. The summary is not reporting articles one by one but identifying the key ideas across the related body of literature. Library resources can be overwhelming, so having a strategy for searching the literature and writing the review is important. Let's examine Maria's approach to reviewing the literature.

To inform her committee about the latest literature on school violence and to plan her own research, Maria needs to conduct a literature review. This process will involve becoming familiar with the university library resources, spending time reviewing literature databases, and making decisions about what literature to use, and writing a formal summary of the literature on school violence. She consults the electronic catalog at her university and plans to search the computerized databases.

In order to review the literature, Maria will need to become familiar with the literature and work with her university library website. Most universities have librarians and information experts who can guide your search.

Specifying a Purpose for Research

If your research problem covers a broad topic of concern, you need to focus it so that you can study it. A focused restatement of the problem is the *purpose statement*. This statement conveys the overall objective or intent of your research. As such, it is the most important statement in your research study. It introduces the entire study, signals the procedures you will use to collect data, and indicates the types of results you hope to find.

The **purpose for research** consists of identifying the major intent or objective for a study and narrowing it into specific research questions or hypotheses. The purpose statement contains the major focus of the study, the participants in the study, and the location or site of the inquiry. This purpose statement is then narrowed to research questions or predictions (called hypotheses) that you plan to answer in your research study. Let's check again with Maria to see how she will write a purpose statement and research questions.

Maria now needs to write down the purpose of her study and formulate the questions she will ask of the individuals selected for her study. In draft after draft, she sketches this purpose statement, recognizing that it will provide major direction for her study and help keep her focused on the primary aim of her study. From this broad purpose, Maria now needs to narrow her study to specific questions or statements that she would like her participants to answer.

Maria will need to write a good purpose statement and the research questions for her study.

Collecting Data

Evidence helps provide answers to your research questions and hypotheses. To get these answers, you engage in the step of collecting or gathering data. **Collecting data** means identifying and selecting individuals for a study, obtaining their permission to study them, and gathering information by asking people questions or observing their behaviors. Of paramount concern in this process is the need to obtain accurate data from individuals and places. This step will produce a collection of numbers (test scores or frequency of