

This International Student Edition is for use outside of the U.S.

Fundamentals of Aerodynamics

Seventh Edition



**Mc
Graw
Hill**

John D. Anderson, Jr.
Christopher P. Cadou

Fundamentals of Aerodynamics

Seventh Edition

John D. Anderson, Jr.

Christopher P. Cadou

McGRAW HILL SERIES IN AERONAUTICAL AND AEROSPACE ENGINEERING

The Wright brothers invented the first practical airplane in the first decade of the twentieth century. Along with this came the rise of aeronautical engineering as an exciting, new, distinct discipline. College courses in aeronautical engineering were offered as early as 1914 at the University of Michigan and at MIT. Michigan was the first university to establish an aeronautics department with a four-year degree-granting program in 1916; by 1926 it had graduated over one hundred students. The need for substantive textbooks in various areas of aeronautical engineering became critical. Rising to this demand, McGraw Hill became one of the first publishers of aeronautical engineering textbooks, starting with *Airplane Design and Construction* by Ottorino Pomilio in 1919, and the classic and definitive text *Airplane Design: Aerodynamics* by the iconic Edward P. Warner in 1927. Warner's book was a watershed in aeronautical engineering textbooks.

Since then, McGraw Hill has become the time-honored publisher of books in aeronautical engineering. With the advent of high-speed flight after World War II and the space program in 1957, aeronautical and aerospace engineering grew to new heights. There was, however, a hiatus that occurred in the 1970s when aerospace engineering went through a transition, and virtually no new books in the field were published for almost a decade by anybody. McGraw Hill broke this hiatus with the foresight of its Chief Engineering Editor, B.J. Clark, who was instrumental in the publication of *Introduction to Flight* by John Anderson. First published in 1978, *Introduction to Flight* is now in its 8th edition. Clark's bold decision was followed by McGraw Hill riding the crest of a new wave of students and activity in aerospace engineering, and it opened the flood-gates for new textbooks in the field.

In 1988, McGraw Hill initiated its formal series in Aeronautical and Aerospace Engineering, gathering together under one roof all its existing texts in the field, and soliciting new manuscripts. This author is proud to have been made the consulting editor for this series, and to have contributed some of the titles. Starting with eight books in 1988, the series now embraces 24 books covering a broad range of discipline in the field. With this, McGraw Hill continues its tradition, started in 1919, as the premier publisher of important textbooks in aeronautical and aerospace engineering.

John D. Anderson, Jr.

Fundamentals of Aerodynamics

Seventh Edition

John D. Anderson, Jr.

*Curator of Aerodynamics
National Air and Space Museum
Smithsonian Institution
and
Professor Emeritus
University of Maryland*

Christopher P. Cadou

*Professor of Aerospace
Engineering
and
Keystone Professor,
University of Maryland*





FUNDAMENTALS OF AERODYNAMICS

Published by McGraw Hill LLC, 1325 Avenue of the Americas, New York, NY 10019. Copyright © 2024 by McGraw Hill LLC. All rights reserved. Printed in the United States of America. No part of this publication may be reproduced or distributed in any form or by any means, or stored in a database or retrieval system, without the prior written consent of McGraw Hill LLC, including, but not limited to, in any network or other electronic storage or transmission, or broadcast for distance learning.

Some ancillaries, including electronic and print components, may not be available to customers outside the United States.

This book is printed on acid-free paper.

1 2 3 4 5 6 7 8 9 LCR 28 27 26 25 24 23

ISBN 978-1-266-07644-2
MHID 1-266-07644-1

Cover Image: *U.S. Navy photo by Mass Communication Specialist 2nd Class Kristopher Wilson*

All credits appearing on page or at the end of the book are considered to be an extension of the copyright page.

The Internet addresses listed in the text were accurate at the time of publication. The inclusion of a website does not indicate an endorsement by the authors or McGraw Hill LLC, and McGraw Hill LLC does not guarantee the accuracy of the information presented at these sites.

mheducation.com/highered

ABOUT THE AUTHOR

John D. Anderson, Jr., was born in Lancaster, Pennsylvania, on October 1, 1937. He attended the University of Florida, graduating in 1959 with high honors and a bachelor of aeronautical engineering degree. From 1959 to 1962, he was a lieutenant and task scientist at the Aerospace Research Laboratory at Wright-Patterson Air Force Base. From 1962 to 1966, he attended the Ohio State University under the National Science Foundation and NASA Fellowships, graduating with a PhD in aeronautical and astronautical engineering. In 1966, he joined the U.S. Naval Ordnance Laboratory as Chief of the Hypersonics Group. In 1973, he became Chairman of the Department of Aerospace Engineering at the University of Maryland, and since 1980 has been professor of Aerospace Engineering at the University of Maryland. In 1982, he was designated a Distinguished Scholar/Teacher by the University. During 1986–1987, while on sabbatical from the University, Dr. Anderson occupied the Charles Lindbergh Chair at the National Air and Space Museum of the Smithsonian Institution. He continued with the Air and Space Museum one day each week as their Special Assistant for Aerodynamics, doing research and writing on the history of aerodynamics. In addition to his position as professor of aerospace engineering, in 1993, he was made a full faculty member of the Committee for the History and Philosophy of Science and in 1996 an affiliate member of the History Department at the University of Maryland. In 1996, he became the Glenn L. Martin Distinguished Professor for Education in Aerospace Engineering. In 1999, he retired from the University of Maryland and was appointed Professor Emeritus. He is currently the Curator for Aerodynamics at the National Air and Space Museum, Smithsonian Institution.

Dr. Anderson has published 11 books: *Gasdynamic Lasers: An Introduction*, Academic Press (1976), and under McGraw Hill, *Introduction to Flight* (1978, 1984, 1989, 2000, 2005, 2008, 2012, 2016), *Modern Compressible Flow* (1982, 1990, 2003), *Fundamentals of Aerodynamics* (1984, 1991, 2001, 2007, 2011), *Hypersonic and High Temperature Gas Dynamics* (1989), *Computational Fluid Dynamics: The Basics with Applications* (1995), *Aircraft Performance and Design* (1999), *A History of Aerodynamics and Its Impact on Flying Machines*, Cambridge University Press (1997 hardback, 1998 paperback), *The Airplane: A History of Its Technology*, American Institute of Aeronautics and Astronautics (2003), *Inventing Flight*, Johns Hopkins University Press (2004), and *X-15, The World's Fastest Rocket Plane and the Pilots Who Ushered in the Space Age*, with co-author Richard Passman, Zenith Press in conjunction with the Smithsonian Institution (2014). He is the author of over 120 papers on radiative gasdynamics, reentry aerothermodynamics, gasdynamic and chemical lasers, computational fluid dynamics, applied aerodynamics, hypersonic flow, and the history of aeronautics. Dr. Anderson is a member of the National Academy of Engineering, and

is in *Who's Who in America*. He is an Honorary Fellow of the American Institute of Aeronautics and Astronautics (AIAA). He is also a fellow of the Royal Aeronautical Society, London. He is a member of Tau Beta Pi, Sigma Tau, Phi Kappa Phi, Phi Eta Sigma, The American Society for Engineering Education, the History of Science Society, and the Society for the History of Technology. In 1988, he was elected as Vice President of the AIAA for Education. In 1989, he was awarded the John Leland Atwood Award jointly by the American Society for Engineering Education and the American Institute of Aeronautics and Astronautics "for the lasting influence of his recent contributions to aerospace engineering education." In 1995, he was awarded the AIAA Pendray Aerospace Literature Award "for writing undergraduate and graduate textbooks in aerospace engineering which have received worldwide acclaim for their readability and clarity of presentation, including historical content." In 1996, he was elected Vice President of the AIAA for Publications. He has recently been honored by the AIAA with its 2000 von Karman Lectureship in Astronautics.

From 1987 to the present, Dr. Anderson has been the senior consulting editor on the McGraw Hill Series in Aeronautical and Astronautical Engineering.

Christopher P. Cadou earned his undergraduate degrees (BS in Mechanical Engineering and a BA in History) from Cornell University in 1989 and went on to graduate school at the University of California Los Angeles where he studied fluid mechanics and acoustically excited flames using laser-induced fluorescence imaging techniques. Dr. Cadou graduated with a PhD in 1996 and moved to the California Institute of Technology as a post-doctoral scholar where he studied boundary layer instabilities associated with SCRAMJet inlet unstart using time-resolved Schlieren imaging and taught a course in air breathing propulsion at UCLA. This was an important time because he learned that he liked both research and teaching. Two years later he took another post-doctoral position at the Massachusetts Institute of Technology to help develop the combustor and turbomachinery of a tiny gas turbine engine being constructed using the same technologies used to make computer chips. However, his interest in teaching remained and he left MIT in 2000 to join the University of Maryland's Aerospace Engineering Department as an Assistant Professor. He has taught compressible flow at the graduate and undergraduate levels to more than 1,000 students, authored one book on micro-scale energy conversion systems, and published more than 100 scholarly papers in the areas of micro-scale combustion, supersonic film cooling, laser diagnostics, smart materials-based actuators, and hybrid turbine/fuel cell energy conversion systems. He is a fellow of the American Society of Mechanical Engineers and an Associate Fellow of the American Institute of Aeronautics and Astronautics.

PART 1 Fundamental Principles 1

Chapter 1

Aerodynamics: Some Introductory Thoughts 3

- 1.1 Importance of Aerodynamics: Historical Examples 5
- 1.2 Aerodynamics: Classification and Practical Objectives 11
- 1.3 Road Map for This Chapter 15
- 1.4 Some Fundamental Aerodynamic Variables 15
 - 1.4.1 Units 18
- 1.5 Aerodynamic Forces and Moments 19
- 1.6 Center of Pressure 32
- 1.7 Dimensional Analysis: The Buckingham Pi Theorem 34
- 1.8 Flow Similarity 41
- 1.9 Fluid Statics: Buoyancy Force 52
- 1.10 Types of Flow 62
 - 1.10.1 Continuum Versus Free Molecule Flow 62
 - 1.10.2 Inviscid Versus Viscous Flow 62
 - 1.10.3 Incompressible Versus Compressible Flows 64
 - 1.10.4 Mach Number Regimes 64
- 1.11 Viscous Flow: Introduction to Boundary Layers 68
- 1.12 Applied Aerodynamics: The Aerodynamic Coefficients—Their Magnitudes and Variations 75

- 1.13 Historical Note: The Illusive Center of Pressure 89
- 1.14 Historical Note: Aerodynamic Coefficients 93
- 1.15 Summary 97
- 1.16 Integrated Work Challenge: Forward-Facing Axial Aerodynamic Force on an Airfoil—Can It Happen and, If So, How? 98
- 1.17 Problems 101

Chapter 2

Aerodynamics: Some Fundamental Principles and Equations 107

- 2.1 Introduction and Road Map 108
- 2.2 Review of Vector Relations 109
 - 2.2.1 Some Vector Algebra 110
 - 2.2.2 Typical Orthogonal Coordinate Systems 111
 - 2.2.3 Scalar and Vector Fields 114
 - 2.2.4 Scalar and Vector Products 114
 - 2.2.5 Gradient of a Scalar Field 115
 - 2.2.6 Divergence of a Vector Field 117
 - 2.2.7 Curl of a Vector Field 118
 - 2.2.8 Line Integrals 118
 - 2.2.9 Surface Integrals 119
 - 2.2.10 Volume Integrals 120
 - 2.2.11 Relations Between Line, Surface, and Volume Integrals 121
 - 2.2.12 Summary 121
- 2.3 Models of the Fluid: Control Volumes and Fluid Elements 121
 - 2.3.1 Finite Control Volume Approach 122
 - 2.3.2 Infinitesimal Fluid Element Approach 123
 - 2.3.3 Molecular Approach 123

- 2.3.4 *Physical Meaning of the Divergence of Velocity* 124
- 2.3.5 *Specification of the Flow Field* 125
- 2.4** Continuity Equation 129
- 2.5** Momentum Equation 134
- 2.6** An Application of the Momentum Equation: Drag of a Two-Dimensional Body 139
- 2.6.1 *Comment* 148
- 2.7** Energy Equation 148
- 2.8** Interim Summary 153
- 2.9** Substantial Derivative 154
- 2.10** Fundamental Equations in Terms of the Substantial Derivative 160
- 2.11** Pathlines, Streamlines, and Streaklines of a Flow 162
- 2.12** Angular Velocity, Vorticity, and Strain 167
- 2.13** Circulation 178
- 2.14** Stream Function 181
- 2.15** Velocity Potential 185
- 2.16** Relationship Between the Stream Function and Velocity Potential 188
- 2.17** How Do We Solve the Equations? 189
- 2.17.1 *Theoretical (Analytical) Solutions* 189
- 2.17.2 *Numerical Solutions—Computational Fluid Dynamics (CFD)* 191
- 2.17.3 *The Bigger Picture* 198
- 2.18** Summary 198
- 2.19** Problems 202
- PART 2**
Inviscid, Incompressible Flow 207
- Chapter 3**
Fundamentals of Inviscid, Incompressible Flow 209
- 3.1** Introduction and Road Map 210
- 3.2** Bernoulli's Equation 213
- 3.3** Incompressible Flow in a Duct: The Venturi and Low-Speed Wind Tunnel 217
- 3.4** Pitot Tube: Measurement of Airspeed 230
- 3.5** Pressure Coefficient 239
- 3.6** Condition on Velocity for Incompressible Flow 241
- 3.7** Governing Equation for Irrotational, Incompressible Flow: Laplace's Equation 242
- 3.7.1 *Infinity Boundary Conditions* 245
- 3.7.2 *Wall Boundary Conditions* 245
- 3.8** Interim Summary 246
- 3.9** Uniform Flow: Our First Elementary Flow 247
- 3.10** Source Flow: Our Second Elementary Flow 249
- 3.11** Combination of a Uniform Flow with a Source and Sink 253
- 3.12** Doublet Flow: Our Third Elementary Flow 257
- 3.13** Nonlifting Flow over a Circular Cylinder 259
- 3.14** Vortex Flow: Our Fourth Elementary Flow 268
- 3.15** Lifting Flow over a Cylinder 272
- 3.16** The Kutta-Joukowski Theorem and the Generation of Lift 286
- 3.17** Nonlifting Flows over Arbitrary Bodies: The Numerical Source Panel Method 288
- 3.18** Applied Aerodynamics: The Flow over a Circular Cylinder—The Real Case 298
- 3.19** Historical Note: Bernoulli and Euler—The Origins of Theoretical Fluid Dynamics 306
- 3.20** Historical Note: d'Alembert and His Paradox 311
- 3.21** Summary 312
- 3.22** Integrated Work Challenge: Relation Between Aerodynamic Drag and the Loss of Total Pressure in the Flow field 315
- 3.23** Integrated Work Challenge: Conceptual Design of a Subsonic Wind Tunnel 318
- 3.24** Problems 322

Chapter 4**Incompressible Flow over Airfoils 325**

- 4.1 Introduction 327
- 4.2 Airfoil Nomenclature 330
- 4.3 Airfoil Characteristics 332
- 4.4 Philosophy of Theoretical Solutions for Low-Speed Flow over Airfoils: The Vortex Sheet 337
- 4.5 The Kutta Condition 342
 - 4.5.1 *Without Friction Could We Have Lift?* 346
- 4.6 Kelvin's Circulation Theorem and the Starting Vortex 346
- 4.7 Classical Thin Airfoil Theory: The Symmetric Airfoil 350
- 4.8 The Cambered Airfoil 360
- 4.9 The Aerodynamic Center: Additional Considerations 369
- 4.10 Lifting Flows over Arbitrary Bodies: The Vortex Panel Numerical Method 373
- 4.11 Modern Low-Speed Airfoils 379
- 4.12 Viscous Flow: Airfoil Drag 383
 - 4.12.1 *Estimating Skin-Friction Drag: Laminar Flow* 384
 - 4.12.2 *Estimating Skin-Friction Drag: Turbulent Flow* 386
 - 4.12.3 *Transition* 388
 - 4.12.4 *Flow Separation* 393
 - 4.12.5 *Comment* 398
- 4.13 Applied Aerodynamics: The Flow over an Airfoil—The Real Case 399
- 4.14 Historical Note: Early Airplane Design and the Role of Airfoil Thickness 410
- 4.15 Historical Note: Kutta, Joukowski, and the Circulation Theory of Lift 415
- 4.16 Summary 417
- 4.17 Integrated Work Challenge: Wall Effects on Measurements Made in Subsonic Wind Tunnels 419
- 4.18 Problems 423

Chapter 5**Incompressible Flow over Finite Wings 427**

- 5.1 Introduction: Downwash and Induced Drag 431
- 5.2 The Vortex Filament, the Biot-Savart Law, and Helmholtz's Theorems 436
- 5.3 Prandtl's Classical Lifting-Line Theory 440
 - 5.3.1 *Elliptical Lift Distribution* 446
 - 5.3.2 *General Lift Distribution* 451
 - 5.3.3 *Effect of Aspect Ratio* 454
 - 5.3.4 *Physical Significance* 460
- 5.4 A Numerical Nonlinear Lifting-Line Method 469
- 5.5 The Lifting-Surface Theory and the Vortex Lattice Numerical Method 473
- 5.6 Applied Aerodynamics: The Delta Wing 480
- 5.7 Historical Note: Lanchester and Prandtl—The Early Development of Finite-Wing Theory 492
- 5.8 Historical Note: Prandtl—The Person 496
- 5.9 Summary 499
- 5.10 Problems 500

Chapter 6**Three-Dimensional Incompressible Flow 503**

- 6.1 Introduction 503
- 6.2 Three-Dimensional Source 504
- 6.3 Three-Dimensional Doublet 506
- 6.4 Flow over a Sphere 508
 - 6.4.1 *Comment on the Three-Dimensional Relieving Effect* 511
- 6.5 General Three-Dimensional Flows: Panel Techniques 511
- 6.6 Applied Aerodynamics: The Flow over a Sphere—The Real Case 513

- 6.7** Applied Aerodynamics: Airplane Lift and Drag 516
 - 6.7.1 Airplane Lift 516
 - 6.7.2 Airplane Drag 518
 - 6.7.3 Application of Computational Fluid Dynamics for the Calculation of Lift and Drag 523
- 6.8** Summary 527
- 6.9** Problems 528

PART 3 **Inviscid, Compressible Flow 529**

Chapter 7

Compressible Flow: Some Preliminary Aspects 531

- 7.1** Introduction 532
- 7.2** A Brief Review of Thermodynamics 534
 - 7.2.1 Perfect Gas 534
 - 7.2.2 Internal Energy and Enthalpy 534
 - 7.2.3 First Law of Thermodynamics 539
 - 7.2.4 Entropy and the Second Law of Thermodynamics 540
 - 7.2.5 Isentropic Relations 542
- 7.3** Definition of Compressibility 546
- 7.4** Governing Equations for Inviscid, Compressible Flow 547
- 7.5** Definition of Total (Stagnation) Conditions 549
- 7.6** Some Aspects of Supersonic Flow: Shock Waves 556
- 7.7** Summary 560
- 7.8** Problems 562

Chapter 8

Normal Shock Waves and Related Topics 567

- 8.1** Introduction 568
- 8.2** The Basic Normal Shock Equations 569

- 8.3** Speed of Sound 573
 - 8.3.1 Comments 581
- 8.4** Special Forms of the Energy Equation 582
- 8.5** When Is a Flow Compressible? 590
- 8.6** Calculation of Normal Shock-Wave Properties 593
 - 8.6.1 Comment on the Use of Tables to Solve Compressible Flow Problems 608
- 8.7** Measurement of Velocity in a Compressible Flow 609
 - 8.7.1 Subsonic Compressible Flow 609
 - 8.7.2 Supersonic Flow 610
- 8.8** Summary 614
- 8.9** Problems 617

Chapter 9

Oblique Shock and Expansion Waves 619

- 9.1** Introduction 620
- 9.2** Oblique Shock Relations 626
- 9.3** Supersonic Flow over Wedges and Cones 640
 - 9.3.1 A Comment on Supersonic Lift and Drag Coefficients 643
- 9.4** Shock Interactions and Reflections 644
- 9.5** Detached Shock Wave in Front of a Blunt Body 650
 - 9.5.1 Comment on the Flow Field Behind a Curved Shock Wave: Entropy Gradients and Vorticity 654
- 9.6** Prandtl-Meyer Expansion Waves 654
- 9.7** Shock-Expansion Theory: Applications to Supersonic Airfoils 666
- 9.8** A Comment on Lift and Drag Coefficients 670
- 9.9** The X-15 and Its Wedge Tail 670
- 9.10** VISCOUS FLOW: Shock-Wave/Boundary-Layer Interaction 675
- 9.11** Historical Note: Ernst Mach—A Biographical Sketch 677
- 9.12** Summary 680

- 9.13** Integrated Work Challenge: Relation Between Supersonic Wave Drag and Entropy Increase—Is There a Relation? 681
- 9.14** Integrated Work Challenge: The Sonic Boom 684
- 9.15** Problems 687

Chapter 10

Compressible Flow Through Nozzles, Diffusers, and Wind Tunnels 699

- 10.1** Introduction 700
- 10.2** Governing Equations for Quasi-One-Dimensional Flow 702
- 10.3** Nozzle Flows 711
10.3.1 More on Mass Flow 725
- 10.4** Diffusers 726
- 10.5** Supersonic Wind Tunnels 728
- 10.6** Viscous Flow: Shock-Wave/ Boundary-Layer Interaction Inside Nozzles 734
- 10.7** Summary 736
- 10.8** Integrated Work Challenge: Conceptual Design of a Supersonic Wind Tunnel 737
- 10.9** Problems 746

Chapter 11

Subsonic Compressible Flow over Airfoils: Linear Theory 751

- 11.1** Introduction 752
- 11.2** The Velocity Potential Equation 754
- 11.3** The Linearized Velocity Potential Equation 757
- 11.4** Prandtl-Glauert Compressibility Correction 762
- 11.5** Improved Compressibility Corrections 767
- 11.6** Critical Mach Number 768
11.6.1 A Comment on the Location of Minimum Pressure (Maximum Velocity) 777

- 11.7** Drag-Divergence Mach Number: The Sound Barrier 777
- 11.8** The Area Rule 785
- 11.9** The Supercritical Airfoil 787
- 11.10** CFD Applications: Transonic Airfoils and Wings 789
- 11.11** Applied Aerodynamics: The Blended Wing Body 794
- 11.12** Historical Note: High-Speed Airfoils—Early Research and Development 800
- 11.13** Historical Note: The Origin of the Swept-Wing Concept 804
- 11.14** Historical Note: Richard T. Whitcomb—Architect of the Area Rule and the Supercritical Wing 813
- 11.15** Summary 814
- 11.16** Integrated Work Challenge: Transonic Testing by the Wing-Flow Method 816
- 11.17** Problems 820

Chapter 12

Linearized Supersonic Flow 823

- 12.1** Introduction 824
- 12.2** Derivation of the Linearized Supersonic Pressure Coefficient Formula 824
- 12.3** Application to Supersonic Airfoils 828
- 12.4** Viscous Flow: Supersonic Airfoil Drag 834
- 12.5** Summary 837
- 12.6** Problems 838

Chapter 13

Introduction to Numerical Techniques for Nonlinear Supersonic Flow 841

- 13.1** Introduction: Philosophy of Computational Fluid Dynamics 842

- 13.2** Elements of the Method of Characteristics 844
13.2.1 Internal Points 850
13.2.2 Wall Points 851
- 13.3** Supersonic Nozzle Design 852
- 13.4** Elements of Finite-Difference Methods 855
13.4.1 Predictor Step 861
13.4.2 Corrector Step 861
- 13.5** The Time-Dependent Technique: Application to Supersonic Blunt Bodies 862
13.5.1 Predictor Step 866
13.5.2 Corrector Step 866
- 13.6** Flow over Cones 870
13.6.1 Physical Aspects of Conical Flow 871
13.6.2 Quantitative Formulation 872
13.6.3 Numerical Procedure 877
13.6.4 Physical Aspects of Supersonic Flow over Cones 878
- 13.7** Summary 881
- 13.8** Problem 882

Chapter 14

Elements of Hypersonic Flow 883

- 14.1** Introduction 884
- 14.2** Qualitative Aspects of Hypersonic Flow 885
- 14.3** Newtonian Theory 889
- 14.4** The Lift and Drag of Wings at Hypersonic Speeds: Newtonian Results for a Flat Plate at Angle of Attack 893
14.4.1 Accuracy Considerations 900
- 14.5** Hypersonic Shock-Wave Relations and Another Look at Newtonian Theory 904
- 14.6** Mach Number Independence 908
- 14.7** Hypersonics and Computational Fluid Dynamics 910

- 14.8** Hypersonic Viscous Flow: Aerodynamic Heating 913
14.8.1 Aerodynamic Heating and Hypersonic Flow—The Connection 913
14.8.2 Blunt Versus Slender Bodies in Hypersonic Flow 915
14.8.3 Aerodynamic Heating to a Blunt Body 918
- 14.9** Applied Hypersonic Aerodynamics: Hypersonic Waveriders 920
14.9.1 Viscous-Optimized Waveriders 926
- 14.10** Summary 933
- 14.11** Problems 934

PART 4

Viscous Flow 935

Chapter 15

Introduction to the Fundamental Principles and Equations of Viscous Flow 937

- 15.1** Introduction 938
- 15.2** Qualitative Aspects of Viscous Flow 939
- 15.3** Viscosity and Thermal Conduction 947
- 15.4** The Navier-Stokes Equations 952
- 15.5** The Viscous Flow Energy Equation 956
- 15.6** Similarity Parameters 960
- 15.7** Solutions of Viscous Flows: A Preliminary Discussion 964
- 15.8** Summary 967
- 15.9** Problems 969

Chapter 16

A Special Case: Couette Flow 971

- 16.1** Introduction 971
- 16.2** Couette Flow: General Discussion 972
- 16.3** Incompressible (Constant Property) Couette Flow 976
16.3.1 Negligible Viscous Dissipation 982

- 16.3.2 *Equal Wall Temperatures* 983
 - 16.3.3 *Adiabatic Wall Conditions (Adiabatic Wall Temperature)* 985
 - 16.3.4 *Recovery Factor* 988
 - 16.3.5 *Reynolds Analogy* 989
 - 16.3.6 *Interim Summary* 990
 - 16.4 Compressible Couette Flow** 992
 - 16.4.1 *Shooting Method* 994
 - 16.4.2 *Time-Dependent Finite-Difference Method* 996
 - 16.4.3 *Results for Compressible Couette Flow* 1000
 - 16.4.4 *Some Analytical Considerations* 1002
 - 16.5 Summary** 1007
- Chapter 17**
- Introduction to Boundary Layers** 1009
- 17.1 Introduction** 1010
 - 17.2 Boundary-Layer Properties** 1012
 - 17.3 The Boundary-Layer Equations** 1018
 - 17.4 How Do We Solve the Boundary-Layer Equations?** 1021
 - 17.5 Summary** 1023
- Chapter 18**
- Laminar Boundary Layers** 1025
- 18.1 Introduction** 1025
 - 18.2 Incompressible Flow over a Flat Plate: The Blasius Solution** 1026
 - 18.3 Compressible Flow over a Flat Plate** 1033
 - 18.3.1 *A Comment on Drag Variation with Velocity* 1044
 - 18.4 The Reference Temperature Method** 1045
 - 18.4.1 *Recent Advances: The Meador-Smart Reference Temperature Method* 1048
 - 18.5 Stagnation Point Aerodynamic Heating** 1049
- 18.6 Boundary Layers over Arbitrary Bodies: Finite-Difference Solution** 1055
 - 18.6.1 *Finite-Difference Method* 1056
 - 18.7 Summary** 1061
 - 18.8 Problems** 1062
- Chapter 19**
- Turbulent Boundary Layers** 1063
- 19.1 Introduction** 1064
 - 19.2 Results for Turbulent Boundary Layers on a Flat Plate** 1064
 - 19.2.1 *Reference Temperature Method for Turbulent Flow* 1066
 - 19.2.2 *The Meador-Smart Reference Temperature Method for Turbulent Flow* 1068
 - 19.2.3 *Prediction of Airfoil Drag* 1069
 - 19.3 Turbulence Modeling** 1069
 - 19.3.1 *The Baldwin-Lomax Model* 1070
 - 19.4 Final Comments** 1072
 - 19.5 Summary** 1073
 - 19.6 Problems** 1074
- Chapter 20**
- Navier-Stokes Solutions: Some Examples** 1075
- 20.1 Introduction** 1076
 - 20.2 The Approach** 1076
 - 20.3 Examples of Some Solutions** 1077
 - 20.3.1 *Flow over a Rearward-Facing Step* 1077
 - 20.3.2 *Flow over an Airfoil* 1077
 - 20.3.3 *Flow over a Complete Airplane* 1080
 - 20.3.4 *Shock-Wave/Boundary-Layer Interaction* 1081
 - 20.3.5 *Flow over an Airfoil with a Protuberance* 1082
 - 20.4 The Issue of Accuracy for the Prediction of Skin Friction Drag** 1084
 - 20.5 Summary** 1089

Appendix A
Isentropic Flow Properties 1091

Appendix B
Normal Shock Properties 1097

Appendix C
Prandtl-Meyer Function and Mach
Angle 1101

Appendix D
Standard Atmosphere,
SI Units 1105

Appendix E
Standard Atmosphere, English Engineering
Units 1115

References 1123

Index 1129

PREFACE TO THE SEVENTH EDITION

FUNDAMENTALS OF AERODYNAMICS

This book follows in the same tradition as the previous editions: it is for students—to be read, understood, and enjoyed. It is consciously written in a clear, informal, and direct style to talk to the reader and gain their immediate interest in the challenging and yet beautiful discipline of aerodynamics. The explanation of each topic is carefully constructed to make sense to the reader. Moreover, the structure of each chapter is highly organized to keep the reader aware of where we are, where we were, and where we are going with the flow of new and important ideas and concepts.

This edition continues with the same instructional and learning features introduced in the previous editions, such as preview boxes at the beginning of each chapter, road maps to keep the reader focused on the flow of new ideas and concepts, and end-of-chapter integrated work challenges that help to consolidate the important concepts in the minds of the readers. It also continues with such features as an introduction to computational fluid dynamics as an integral part of the modern study of aerodynamics, a chapter devoted entirely to hypersonic aerodynamics which has applications to new vehicle designs, and historical notes placed at the end of many of the chapters (a unique tradition that started with the first edition of this book, and that has carried on through all of the subsequent editions). Due to the extremely favorable comments from readers and users of the first six editions, virtually all the content of the earlier editions has been carried over intact to the present edition.

The major new feature of this edition is the addition of a valuable co-author, Dr. Christopher Cadou, Keystone Professor of Engineering at the University of Maryland. Dr. Cadou has contributed new worked examples and many new end-of-chapter homework problems which constitute most of the new content to this Seventh Edition, and which in fact greatly enhances the learning power of the new edition.

This book is organized along classical lines. It deals first with inviscid incompressible flow, then progresses to inviscid compressible flow, and then viscous flow in sequence. The material nicely divides into a two semester course, with Parts 1 and 2 in the first semester and Parts 3 and 4 in the second semester. The entire book has been used in a fast-paced first semester graduate course intended to introduce the fundamentals of aerodynamics to new graduate students who have not had this material as part of their undergraduate education. The book works well in such a mode.

Thanks go to the McGraw Hill editorial and production staff for their excellent help in producing this book, and to the legions of students over the years for

many stimulating discussions that have influenced the development of this book. Special thanks go to both families of the two authors; families who have been patient and understanding about the time devoted to the preparation of the book.

As a final comment, aerodynamics is a subject of intellectual beauty, composed and drawn by many great minds over the centuries. Fundamentals of Aerodynamics is intended to portray and convey this beauty. Do you feel challenged and interested by these thoughts? If so, then read on, and enjoy.

John D. Anderson, Jr.
Christopher P. Cadou

ACKNOWLEDGMENTS

The authors wish to thank the reviewers of the seventh edition text for their suggestions and valued feedback:

H. Pat Artis

Virginia Tech AOE

Mark Nathaniel Callender

Middle Tennessee State University

Jose Camberos

University of Dayton, Ohio

Russell Cummings

United States Air Force Academy

Frederick Ferguson

North Carolina A&T State University

Christopher Griffin

West Virginia University

Dr. Sidaard Gunasekaran

University of Dayton, Ohio

David Guo

Southern New Hampshire University

Adam Huang

University of Arkansas

Gabriel Karpouzian

United States Naval Academy

Randall Kent

Weber State University

John Lee

John Brown University

David Miklosovic

United States Naval Academy

Anupam Sharma

Iowa State University

David B Stringer

Kent State University

Hui Wan

University of Colorado, Colorado Springs

Adam Wickenheiser

University of Delaware

ADDITIONAL RESOURCES

Proctorio

Remote Proctoring & Browser-Locking Capabilities



Remote proctoring and browser-locking capabilities, hosted by Proctorio within Connect, provide control of the assessment environment by enabling security options and verifying the identity of the student.

Seamlessly integrated within Connect, these services allow instructors to control the assessment experience by verifying identification, restricting browser activity, and monitoring student actions.

Instant and detailed reporting gives instructors an at-a-glance view of potential academic integrity concerns, thereby avoiding personal bias and supporting evidence-based claims.



ReadAnywhere®

Read or study when it's convenient for you with McGraw Hill's free ReadAnywhere® app. Available for iOS or Android smartphones or tablets, ReadAnywhere gives users access to McGraw Hill tools including the eBook and SmartBook® 2.0 or Adaptive Learning Assignments in Connect. Take notes, highlight, and complete assignments offline—all of your work will sync when you open the app with Wi-Fi access. Log in with your McGraw Hill Connect username and password to start learning—anytime, anywhere!

OLC-Aligned Courses

Implementing High-Quality Instruction and Assessment Through Preconfigured Courseware

In consultation with the Online Learning Consortium (OLC) and our certified Faculty Consultants, McGraw Hill has created pre-configured courseware using OLC's quality scorecard to align with best practices in online course delivery. This turnkey courseware contains a combination of formative assessments, summative assessments, homework, and application activities, and can easily be customized to meet an individual instructor's needs and desired course outcomes. For more information, visit <https://www.mheducation.com/highered/olc>.

Tegrity: Lectures 24/7

Tegrity in Connect is a tool that makes class time available 24/7 by automatically capturing every lecture. With a simple one-click start-and-stop process, you capture all computer screens and corresponding audio in a format that is easy to

search, frame by frame. Students can replay any part of any class with easy-to-use, browser-based viewing on a PC, Mac, or mobile device.

Educators know that the more students can see, hear, and experience class resources, the better they learn. In fact, studies prove it. Tegrity's unique search feature helps students efficiently find what they need, when they need it, across an entire semester of class recordings. Help turn your students' study time into learning moments immediately supported by your lecture. With Tegrity, you also increase intent listening and class participation by easing students' concerns about note-taking. Using Tegrity in Connect will make it more likely you will see students' faces, not the tops of their heads.

Writing Assignment

Available within Connect and Connect Master, the Writing Assignment tool delivers a learning experience to help students improve their written communication skills and conceptual understanding. As an instructor, you can assign, monitor, grade, and provide feedback on writing more efficiently and effectively.

Create

Your Book, Your Way

McGraw Hill's Content Collections Powered by Create[®] is a self-service website that enables instructors to create custom course materials—print and eBooks—by drawing upon McGraw Hill's comprehensive, cross-disciplinary content. Choose what you want from our high-quality textbooks, articles, and cases. Combine it with your own content quickly and easily, and tap into other rights-secured, third-party content such as readings, cases, and articles. Content can be arranged in a way that makes the most sense for your course, and you can include the course name and information as well. Choose the best format for your course: color print, black-and-white print, or eBook. The eBook can be included in your Connect course and is available on the free ReadAnywhere[®] app for smartphone or tablet access as well. When you are finished customizing, you will receive a free digital copy to review in just minutes! Visit McGraw Hill Create[®]—www.mcgrawhillcreate.com—today and begin building!

Reflecting the Diverse World Around Us

McGraw Hill believes in unlocking the potential of every learner at every stage of life. To accomplish that, we are dedicated to creating products that reflect, and are accessible to, all the diverse, global customers we serve. Within McGraw Hill, we foster a culture of belonging, and we work with partners who share our

commitment to equity, inclusion, and diversity in all forms. In McGraw Hill Higher Education, this includes, but is not limited to, the following:

- Refreshing and implementing inclusive content guidelines around topics including generalizations and stereotypes, gender, abilities/disabilities, race/ethnicity, sexual orientation, diversity of names, and age.
- Enhancing best practices in assessment creation to eliminate cultural, cognitive, and affective bias.
- Maintaining and continually updating a robust photo library of diverse images that reflect our student populations.
- Including more diverse voices in the development and review of our content.
- Strengthening art guidelines to improve accessibility by ensuring meaningful text and images are distinguishable and perceivable by users with limited color vision and moderately low vision.

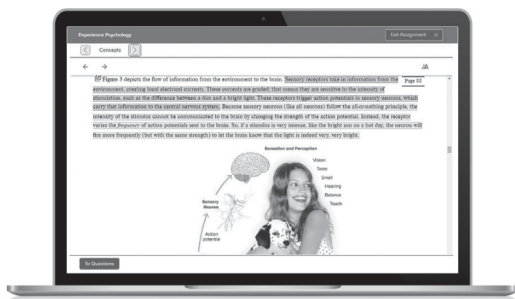
Instructors

The Power of Connections

A complete course platform

Connect enables you to build deeper connections with your students through cohesive digital content and tools, creating engaging learning experiences. We are committed to providing you with the right resources and tools to support all your students along their personal learning journeys.

65%
Less Time
Grading



Laptop: Getty Images; Woman/dog: George Doyle/Getty Images

Every learner is unique

In Connect, instructors can assign an adaptive reading experience with SmartBook[®] 2.0. Rooted in advanced learning science principles, SmartBook 2.0 delivers each student a personalized experience, focusing students on their learning gaps, ensuring that the time they spend studying is time well-spent.

mheducation.com/highered/connect/smartbook

Affordable solutions, added value

Make technology work for you with LMS integration for single sign-on access, mobile access to the digital textbook, and reports to quickly show you how each of your students is doing. And with our Inclusive Access program, you can provide all these tools at the lowest available market price to your students. Ask your McGraw Hill representative for more information.

Solutions for your challenges

A product isn't a solution. Real solutions are affordable, reliable, and come with training and ongoing support when you need it and how you want it. Visit supportateverystep.com for videos and resources both you and your students can use throughout the term.

Students

Get Learning that Fits You

Effective tools for efficient studying

Connect is designed to help you be more productive with simple, flexible, intuitive tools that maximize your study time and meet your individual learning needs. Get learning that works for you with Connect.

Study anytime, anywhere

Download the free ReadAnywhere® app and access your online eBook, SmartBook® 2.0, or Adaptive Learning Assignments when it's convenient, even if you're offline. And since the app automatically syncs with your Connect account, all of your work is available every time you open it. Find out more at mheducation.com/readanywhere



“I really liked this app—it made it easy to study when you don't have your textbook in front of you.”

- Jordan Cunningham,
Eastern Washington University

iPhone: Getty Images



Everything you need in one place

Your Connect course has everything you need—whether reading your digital eBook or completing assignments for class—Connect makes it easy to get your work done.

Learning for everyone

McGraw Hill works directly with Accessibility Services Departments and faculty to meet the learning needs of all students. Please contact your Accessibility Services Office and ask them to email accessibility@mheducation.com, or visit mheducation.com/about/accessibility for more information.



Fundamental Principles

In Part 1, we cover some of the basic principles that apply to aerodynamics in general. These are the pillars on which all of aerodynamics is based. ■

Aerodynamics: Some Introductory Thoughts

The term “aerodynamics” is generally used for problems arising from flight and other topics involving the flow of air.

Ludwig Prandtl, 1949

Aerodynamics: The dynamics of gases, especially atmospheric interactions with moving objects.

**The American Heritage
Dictionary of the English
Language, 1969**

PREVIEW BOX

Why learn about aerodynamics? For an answer, just take a look at the following five photographs showing a progression of airplanes over the past 70 years. The Douglas DC-3 (Figure 1.1), one of the most famous aircraft of all time, is a low-speed subsonic transport designed during the 1930s. Without a knowledge of low-speed aerodynamics, this aircraft would have never existed. The Boeing 707 (Figure 1.2) opened high-speed subsonic flight to millions of passengers beginning in the late 1950s. Without a knowledge of high-speed subsonic aerodynamics, most of us would still be relegated to ground transportation.




Figure 1.1 Douglas DC-3 (NASA).



Figure 1.2 Boeing 707 (CSU Archives/Everett Collection/Alamy Stock Photo).




Figure 1.5 Lockheed-Martin F-22 (U.S. Air Force Photo/Staff Sgt. Vernon Young Jr.).



Figure 1.3 Bell X-1 (Library of Congress, Prints & Photographs Division [LC-USZ6-1658]).



Figure 1.6 Blended wing body (NASA).



Figure 1.4 Lockheed F-104 (Library of Congress, Prints & Photographs Division [LC-USZ62-94416]).

The Bell X-1 (Figure 1.3) became the first piloted airplane to fly faster than sound, a feat accomplished with Captain Chuck Yeager at the controls on October 14, 1947. Without a knowledge of transonic aerodynamics (near, at, and just above the speed of sound), neither the X-1, nor any other airplane, would have ever broken the sound barrier. The Lockheed F-104 (Figure 1.4) was the first supersonic airplane

point-designed to fly at twice the speed of sound, accomplished in the 1950s. The Lockheed-Martin F-22 (Figure 1.5) is a modern fighter aircraft designed for sustained supersonic flight. Without a knowledge of supersonic aerodynamics, these supersonic airplanes would not exist. Finally, an example of an innovative new vehicle concept for high-speed subsonic flight is the blended wing body shown in Figure 1.6. At the time of writing, the blended-wing-body promises to carry from 400 to 800 passengers over long distances with almost 30 percent less fuel per seat-mile than a conventional jet transport. This would be a “renaissance” in long-haul transport. The salient design aspects of this exciting new concept are discussed in Section 11.10. The airplanes in Figures 1.1–1.6 are six good reasons to learn about aerodynamics. The major purpose of this book is to help you do this. As you continue to read this and subsequent chapters, you will progressively learn about low-speed aerodynamics, high-speed subsonic aerodynamics, transonic aerodynamics, supersonic aerodynamics, and more.

Airplanes are by no means the only application of aerodynamics. The air flow over an automobile, the gas flow through the internal combustion engine powering an automobile, weather and storm prediction, the flow through a windmill, the production of thrust by gas turbine jet engines and rocket engines, and the movement of air through building heater and air-conditioning systems are just a few other examples of the application of aerodynamics. The material in this book is powerful stuff—important stuff. Have fun reading and learning about aerodynamics.

To learn a new subject, you simply have to start at the beginning. This chapter is the beginning of our study of aerodynamics; it weaves together a series of introductory thoughts, definitions, and concepts essential to our discussions in subsequent chapters. For example, how does nature reach out and grab hold of an airplane in flight—or any other object immersed

in a flowing fluid—and exert an aerodynamic force on the object? We will find out here. The resultant aerodynamic force is frequently resolved into two components defined as lift and drag; but rather than dealing with the lift and drag forces themselves, aerodynamicists deal instead with lift and drag *coefficients*. What is so magic about lift and drag coefficients? We will see. What is a Reynolds number? Mach number? Inviscid flow? Viscous flow? These rather mysterious sounding terms will be demystified in the present chapter. They and others constitute the language of aerodynamics, and as we all know, to do anything useful you have to know the language. Visualize this chapter as a beginning language lesson, necessary to go on to the exciting aerodynamic applications in later chapters. There is a certain enjoyment and satisfaction in learning a new language. Take this chapter in that spirit, and move on.

1.1 IMPORTANCE OF AERODYNAMICS: HISTORICAL EXAMPLES

On August 8, 1588, the waters of the English Channel churned with the gyrations of hundreds of warships. The Spanish Armada had arrived to carry out an invasion of Elizabethan England and was met head-on by the English fleet under the command of Sir Francis Drake. The Spanish ships were large and heavy; they were packed with soldiers and carried formidable cannons that fired 50 lb round shot that could devastate any ship of that era. In contrast, the English ships were smaller and lighter; they carried no soldiers and were armed with lighter, shorter-range cannons. The balance of power in Europe hinged on the outcome of this naval encounter. King Philip II of Catholic Spain was attempting to squash Protestant England's rising influence in the political and religious affairs of Europe; in turn, Queen Elizabeth I was attempting to defend the very existence of England as a sovereign state. In fact, on that crucial day in 1588, when the English floated six fire ships into the Spanish formation and then drove headlong into the ensuing confusion, the future history of Europe was in the balance. In the final outcome, the heavier, sluggish, Spanish ships were no match for the faster, more maneuverable, English craft, and by that evening the Spanish Armada lay in disarray, no longer a threat to England. This naval battle is of particular importance because it was the first in history to be fought by ships on both sides powered completely by sail (in contrast to earlier combinations of oars and sail), and it taught the world that political power was going to be synonymous with naval power. In turn, naval

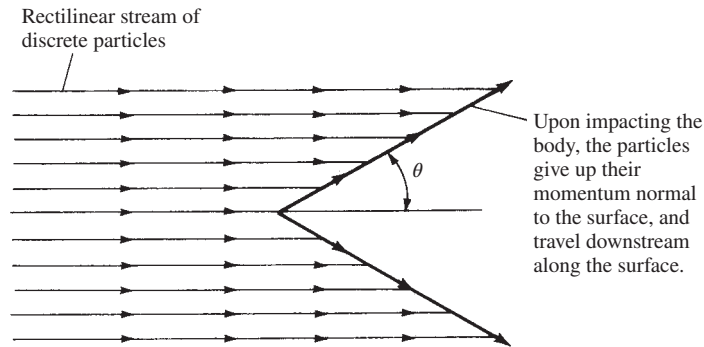


Figure 1.7 Isaac Newton’s model of fluid flow in the year 1687. This model was widely adopted in the seventeenth and eighteenth centuries but was later found to be conceptually inaccurate for most fluid flows.

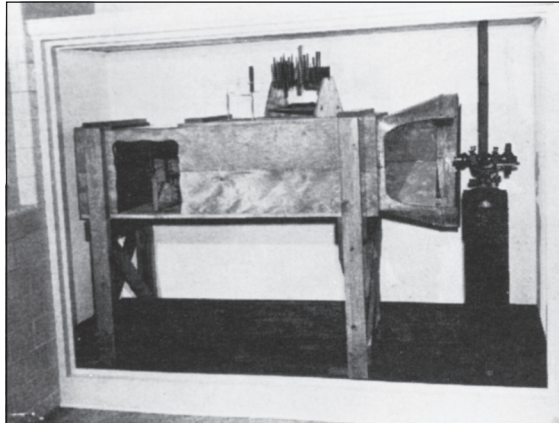
power was going to depend greatly on the speed and maneuverability of ships. To increase the speed of a ship, it is important to reduce the resistance created by the water flow around the ship’s hull. Suddenly, the drag on ship hulls became an engineering problem of great interest, thus giving impetus to the study of fluid mechanics.

This impetus hit its stride almost a century later, when, in 1687, Isaac Newton (1642–1727) published his famous *Principia*, in which the entire second book was devoted to fluid mechanics. Newton encountered the same difficulty as others before him, namely, that the analysis of fluid flow is conceptually more difficult than the dynamics of solid bodies. A solid body is usually geometrically well defined, and its motion is therefore relatively easy to describe. On the other hand, a fluid is a “squishy” substance, and in Newton’s time it was difficult to decide even how to qualitatively model its motion, let alone obtain quantitative relationships. Newton considered a fluid flow as a uniform, rectilinear stream of particles, much like a cloud of pellets from a shotgun blast. As sketched in Figure 1.7, Newton assumed that upon striking a surface inclined at an angle θ to the stream, the particles would transfer their normal momentum to the surface but their tangential momentum would be preserved. Hence, after collision with the surface, the particles would then move along the surface. This led to an expression for the hydrodynamic force on the surface which varies as $\sin^2 \theta$. This is Newton’s famous sine-squared law (described in detail in Chapter 14). Although its accuracy left much to be desired, its simplicity led to wide application in naval architecture. Later, in 1777, a series of experiments was carried out by Jean LeRond d’Alembert (1717–1783), under the support of the French government, in order to measure the resistance of ships in canals. The results showed that “the rule that for oblique planes resistance varies with the sine square of the angle of incidence holds good only for angles between 50 and 90° and must be abandoned for lesser angles.” Also, in 1781, Leonhard Euler (1707–1783) pointed out the physical inconsistency of Newton’s model (Figure 1.7) consisting of a rectilinear stream of particles impacting without warning on a surface. In contrast to this model, Euler


noted that the fluid moving toward a body “*before* reaching the latter, bends its direction and its velocity so that when it reaches the body it flows past it along the surface, and exercises no other force on the body except the pressure corresponding to the single points of contact.” Euler went on to present a formula for resistance that attempted to take into account the shear stress distribution along the surface, as well as the pressure distribution. This expression became proportional to $\sin^2 \theta$ for large incidence angles, whereas it was proportional to $\sin \theta$ at small incidence angles. Euler noted that such a variation was in reasonable agreement with the ship-hull experiments carried out by d’Alembert.

This early work in fluid dynamics has now been superseded by modern concepts and techniques. (However, amazingly enough, Newton’s sine-squared law has found new application in very high-speed aerodynamics, to be discussed in Chapter 14.) The major point here is that the rapid rise in the importance of naval architecture after the sixteenth century made fluid dynamics an important science, occupying the minds of Newton, d’Alembert, and Euler, among many others. Today, the modern ideas of fluid dynamics, presented in this book, are still driven in part by the importance of reducing hull drag on ships.

Consider a second historical example. The scene shifts to Kill Devil Hills, 4 mi south of Kitty Hawk, North Carolina. It is summer of 1901, and Wilbur and Orville Wright are struggling with their second major glider design, the first being a stunning failure the previous year. The airfoil shape and wing design of their glider are based on aerodynamic data published in the 1890s by the great German aviation pioneer Otto Lilienthal (1848–1896) and by Samuel Pierpont Langley (1834–1906), secretary of the Smithsonian Institution—the most prestigious scientific position in the United States at that time. Because their first glider in 1900 produced no meaningful lift, the Wright brothers have increased the wing area from 165 to 290 ft² and have increased the wing camber (a measure of the airfoil curvature—the larger the camber, the more “arched” is the thin airfoil shape) by almost a factor of 2. But something is still wrong. In Wilbur’s words, the glider’s “lifting capacity seemed scarcely one-third of the calculated amount.” Frustration sets in. The glider is not performing even close to their expectations, although it is designed on the basis of the best available aerodynamic data. On August 20, the Wright brothers despairingly pack themselves aboard a train going back to Dayton, Ohio. On the ride back, Wilbur mutters that “nobody will fly for a thousand years.” However, one of the hallmarks of the Wrights is perseverance, and within weeks of returning to Dayton, they decide on a complete departure from their previous approach. Wilbur later wrote that “having set out with absolute faith in the existing scientific data, we were driven to doubt one thing after another, until finally after two years of experiment, we cast it all aside, and decided to rely entirely upon our own investigations.” Since their 1901 glider was of poor aerodynamic design, the Wrights set about determining what constitutes good aerodynamic design. In the fall of 1901, they design and build a 6 ft long, 16 in square wind tunnel powered by a two-bladed fan connected to a gasoline engine. A replica of the Wrights’ tunnel is shown in Figure 1.8a. In their wind tunnel they test over 200 different wing and airfoil shapes, including flat plates,



(a)



(b)

Figure 1.8 (a) Replica of the wind tunnel designed, built, and used by the Wright brothers in Dayton, Ohio, during 1901–1902. (b) Wing models tested by the Wright brothers in their wind tunnel during 1901–1902. [(a) NASA; (b) Courtesy of John Anderson.]

curved plates, rounded leading edges, rectangular and curved planforms, and various monoplane and multiplane configurations. A sample of their test models is shown in Figure 1.8b. The aerodynamic data are taken logically and carefully. Armed with their new aerodynamic information, the Wrights design a new glider in the spring of 1902. The airfoil is much more efficient; the camber is reduced considerably, and the location of the maximum rise of the airfoil is moved closer to the front of the wing. The most obvious change, however, is that the ratio of the length of the wing (wingspan) to the distance from the front to the rear of the airfoil (chord length) is increased from 3 to 6. The success of this glider during

the summer and fall of 1902 is astounding; Orville and Wilbur accumulate over a thousand flights during this period. In contrast to the previous year, the Wrights return to Dayton flushed with success and devote all their subsequent efforts to powered flight. The rest is history.

The major point here is that good aerodynamics was vital to the ultimate success of the Wright brothers and, of course, to all subsequent successful airplane designs up to the present day. The importance of aerodynamics to successful manned flight goes without saying, and a major thrust of this book is to present the aerodynamic fundamentals that govern such flight.

Consider a third historical example of the importance of aerodynamics, this time as it relates to rockets and space flight. High-speed, supersonic flight had become a dominant feature of aerodynamics by the end of World War II. By this time, aerodynamicists appreciated the advantages of using slender, pointed body shapes to reduce the drag of supersonic vehicles. The more pointed and slender the body, the weaker the shock wave attached to the nose, and hence the smaller the wave drag. Consequently, the German V-2 rocket used during the last stages of World War II had a pointed nose, and all short-range rocket vehicles flown during the next decade followed suit. Then, in 1953, the first hydrogen bomb was exploded by the United States. This immediately spurred the development of long-range intercontinental ballistic missiles (ICBMs) to deliver such bombs. These vehicles were designed to fly outside the region of the earth's atmosphere for distances of 5000 mi or more and to reenter the atmosphere at suborbital speeds of from 20,000 to 22,000 ft/s. At such high velocities, the aerodynamic heating of the reentry vehicle becomes severe, and this heating problem dominated the minds of high-speed aerodynamicists. Their first thinking was conventional—a sharp-pointed, slender reentry body. Efforts to minimize aerodynamic heating centered on the maintenance of laminar boundary layer flow on the vehicle's surface; such laminar flow produces far less heating than turbulent flow (discussed in Chapters 15 and 19). However, nature much prefers turbulent flow, and reentry vehicles are no exception. Therefore, the pointed-nose reentry body was doomed to failure because it would burn up in the atmosphere before reaching the earth's surface.

However, in 1951, one of those major breakthroughs that come very infrequently in engineering was created by H. Julian Allen at the NACA (National Advisory Committee for Aeronautics) Ames Aeronautical Laboratory—he introduced the concept of the *blunt* reentry body. His thinking was paced by the following concepts. At the beginning of reentry, near the outer edge of the atmosphere, the vehicle has a large amount of kinetic energy due to its high velocity and a large amount of potential energy due to its high altitude. However, by the time the vehicle reaches the surface of the earth, its velocity is relatively small and its altitude is zero; hence, it has virtually no kinetic or potential energy. Where has all the energy gone? The answer is that it has gone into (1) heating the body and (2) heating the airflow around the body. This is illustrated in Figure 1.9. Here, the shock wave from the nose of the vehicle heats the airflow around the vehicle; at the same time, the vehicle is heated by the intense frictional dissipation within the boundary layer on the surface. Allen reasoned that if more of the total reentry